












1-PIECE FITTINGS

K-SERIES 1-PIECE FITTINGS (to suit 1 - 2 wire braid hose)





BSP

 <p>BSP</p> <p>K001 - BSPP FEMALE X 1-2 WIRE 1-PIECE TAIL</p> <p>PAGE 4</p>	 <p>BSP</p> <p>K012 - BSPP PARALLEL MALE X 1-2 WIRE 1-PIECE TAIL</p> <p>PAGE 4</p>	 <p>BSP</p> <p>K015 - BSPT TAPER MALE X 1-2 WIRE 1-PIECE TAIL</p> <p>PAGE 4</p>	 <p>BSP</p> <p>K025 - BSPP FEMALE 90° COMPACT X 1-2 WIRE 1-PIECE TAIL</p> <p>PAGE 5</p>	 <p>BSP</p> <p>K051 - BSPP FEMALE 90° SWEPT X 1-2 WIRE 1-PIECE TAIL</p> <p>PAGE 5</p>	 <p>BSP</p> <p>K060 - BSPP FEMALE X 1-2 WIRE 1-PIECE TAIL</p> <p>PAGE 5</p>
---	--	---	---	--	---








JIC

 <p>JIC</p> <p>K005 - JIC FEMALE X 1-2 WIRE 1-PIECE TAIL</p> <p>PAGE 6</p>	 <p>JIC</p> <p>K018 - JIC MALE X 1-2 WIRE 1-PIECE TAIL</p> <p>PAGE 6</p>	 <p>JIC</p> <p>K029 - JIC FEMALE 90° COMPACT X 1-2 WIRE 1-PIECE TAIL</p> <p>PAGE 6</p>	 <p>JIC</p> <p>K055 - JIC FEMALE 90° SWEPT X 1-2 WIRE 1-PIECE TAIL</p> <p>PAGE 7</p>	 <p>JIC</p> <p>K064 - JIC FEMALE 45° SWEPT X 1-2 WIRE 1-PIECE TAIL</p> <p>PAGE 7</p>
---	---	---	---	--







ORFS

 <p>ORFS</p> <p>K013 - ORFS FEMALE X 1-2 WIRE 1-PIECE TAIL</p> <p>PAGE 7</p>	 <p>ORFS</p> <p>K040 - ORFS MALE X 1-2 WIRE 1-PIECE TAIL</p> <p>PAGE 8</p>	 <p>ORFS</p> <p>K052 - ORFS FEMALE 90° SWEPT X 1-2 WIRE 1-PIECE TAIL</p> <p>PAGE 8</p>	 <p>ORFS</p> <p>K063 - ORFS FEMALE 45° SWEPT X 1-2 WIRE 1-PIECE TAIL</p> <p>PAGE 8</p>
--	--	--	--

METRIC


 <p>DKOL</p> <p>K080 - DKOL MALE METRIC LIGHT X 1-2 WIRE 1-PIECE TAIL</p> <p>PAGE 9</p>	 <p>DKOL</p> <p>K081 - DKOL FEMALE METRIC LIGHT X 1-2 WIRE 1-PIECE TAIL</p> <p>PAGE 9</p>	 <p>DKOL</p> <p>K087 - DKOL FEMALE METRIC LIGHT 45° SWEPT X 1-2 WIRE 1-PIECE TAIL</p> <p>PAGE 9</p>	 <p>DKOL</p> <p>K086 - DKOL FEMALE METRIC LIGHT 90° SWEPT X 1-2 WIRE 1-PIECE TAIL</p> <p>PAGE 10</p>	 <p>DKOS</p> <p>K078 - DKOS MALE METRIC HEAVY X 1-2 WIRE 1-PIECE TAIL</p> <p>PAGE 10</p>	 <p>DKOS</p> <p>K079 - DKOS FEMALE METRIC HEAVY X 1-2 WIRE 1-PIECE TAIL</p> <p>PAGE 10</p>	 <p>DKOS</p> <p>K083 - DKOS FEMALE METRIC HEAVY 90° SWEPT X 1-2 WIRE 1-PIECE TAIL</p> <p>PAGE 11</p>
---	---	---	--	---	--	--

SAE

 <p>SAE</p> <p>K023 - SAE CODE 61 STRAIGHT FLANGE X 1-2 WIRE 1-PIECE TAIL</p> <p>PAGE 11</p>	 <p>SAE</p> <p>K068 - SAE FLANGE CODE 61 45° SWEPT X 1-2 WIRE 1-PIECE TAIL</p> <p>PAGE 11</p>	 <p>SAE</p> <p>K059 - SAE FLANGE CODE 61 90° SWEPT X 1-2 WIRE 1-PIECE TAIL</p> <p>PAGE 12</p>	 <p>SAE</p> <p>K022 - SAE CODE 62 STRAIGHT FLANGE X 1-2 WIRE 1-PIECE TAIL</p> <p>PAGE 12</p>	 <p>SAE</p> <p>K062 - SAE FLANGE CODE 62 90° SWEPT X 1-2 WIRE 1-PIECE TAIL</p> <p>PAGE 12</p>	 <p>SAE</p> <p>K061 - SAE FLANGE CODE 62 90° SWEPT X 1-2 WIRE 1-PIECE TAIL</p> <p>PAGE 12</p>
--	---	---	--	--	---

KOMATSU

KOMATSU




K070 - KOMATSU FEMALE X 1-2 WIRE 1-PIECE TAIL

PAGE 13

OTHER


JIS



K026 - JIS (BSP) INVERTED FLARE FEMALE X 1-2 WIRE 1-PIECE TAIL

PAGE 13

HOSE JOINER



K090 - HOSE JOINER X 1-2 WIRE 1-PIECE TAIL

PAGE 13

LIFE SAVER




K096 - LIFESAVER X 1-2 WIRE 1-PIECE TAIL

PAGE 13

J-SERIES NON-SKIVE 1-PIECE FITTINGS (to suit 4 - 6 wire hose)

BSP


BSP



J001 - BSPP FEMALE X MS355/MS360 1-PIECE M/S NON-SKIVE TAIL

PAGE 15


BSP



J012 - BSPP PARALLEL MALE X MS355/MS360 1-PIECE M/S NON-SKIVE TAIL

PAGE 15


BSP



J015 - BSPT TAPER MALE X MS355/MS360 1-PIECE M/S NON-SKIVE TAIL

PAGE 16


BSP



J025 - BSPP FEMALE 90° COMPACT X MS355/MS360 1-PIECE M/S NON-SKIVE TAIL

PAGE 16


BSP



J051 - BSPP FEMALE 90° SWEPT X MS355/MS360 1-PIECE M/S NON-SKIVE TAIL

PAGE 16

BSP




J060 - BSPP FEMALE 45° SWEPT X MS355/MS360 1-PIECE M/S NON-SKIVE TAIL

PAGE 17

JIC


JIC



J005 - JIC FEMALE X MS355/MS360 1-PIECE M/S NON-SKIVE TAIL

PAGE 17


JIC



J018 - JIC MALE X MS355/MS360 1-PIECE M/S NON-SKIVE TAIL

PAGE 18


JIC



J029 - JIC FEMALE 90° COMPACT X MS355/MS360 1-PIECE M/S NON-SKIVE TAIL

PAGE 18


JIC



J055 - JIC FEMALE 90° SWEPT X MS355/MS360 1-PIECE M/S NON-SKIVE TAIL

PAGE 18

JIC




J064 - JIC FEMALE 45° SWEPT X MS355/MS360 1-PIECE M/S NON-SKIVE TAIL

PAGE 19

ORFS


ORFS



J013 - ORFS FEMALE X MS355/MS360 1-PIECE M/S NON-SKIVE TAIL

PAGE 19


ORFS



J040 - ORFS MALE X MS355/360 1-PIECE M/S NON-SKIVE TAIL

PAGE 19


ORFS



J052 - ORFS FEMALE 90° SWEPT X MS355/MS360 1-PIECE M/S NON-SKIVE TAIL

PAGE 20

ORFS




J063 - ORFS FEMALE 45° SWEPT X MS355/MS360 1-PIECE M/S NON-SKIVE TAIL

PAGE 20

SAE


SAE



J023 - SAE CODE 61 STRAIGHT FLANGE X MS355/MS360 1-PIECE M/S NON-SKIVE TAIL

PAGE 20


SAE



J068 - SAE FLANGE CODE 61 45° SWEPT X MS355/MS360 1-PIECE M/S NON-SKIVE TAIL

PAGE 21


SAE



J059 - SAE FLANGE CODE 61 90° SWEPT X MS355/MS360 1-PIECE M/S NON-SKIVE TAIL

PAGE 21


SAE



J059L - SAE FLANGE CODE 61 90° SWEPT LONG X MS355/MS360 1-PIECE M/S NON-SKIVE TAIL

PAGE 21


SAE



J022 - SAE CODE 62 STRAIGHT FLANGE X MS355/MS360 1-PIECE M/S NON-SKIVE TAIL

PAGE 22


SAE



J062 - SAE FLANGE CODE 62 45° SWEPT X MS355/MS360 1-PIECE M/S NON-SKIVE TAIL

PAGE 22

SAE



J061 - SAE FLANGE CODE 62 90° SWEPT X MS355/MS360 1-PIECE M/S NON-SKIVE TAIL






PAGE 22

SAE

J061L - SAE FLANGE CODE 62 90° SWEPT LONG X MS355/MS360 1-PIECE M/S NON-SKIVE TAIL

PAGE 23

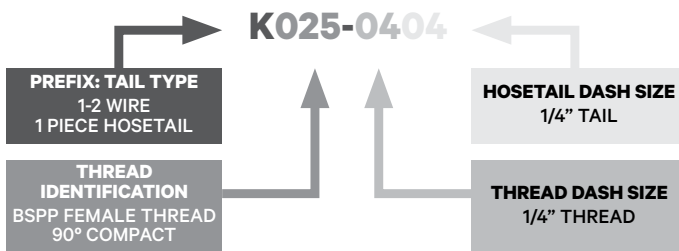
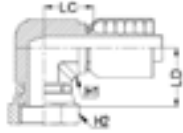
OTHER

JIS	DKOS	DKOS	HOSE JOINER	LIFE SAVER
				
J027 - JIS (BSP INVERTED FLARE) FEMALE X MS355/360 1-PIECE M/S NON-SKIVE TAIL	J078 - DKOS METRIC MALE HEAVY X MS355/360 M/S NON-SKIVE TAIL	J079 - DKOS METRIC FEMALE HEAVY X MS355/360 M/S NON-SKIVE TAIL	K090 - HOSE JOINER X 1-2 WIRE 1-PIECE TAIL	K096 - LIFESAVER X 1-2 WIRE 1-PIECE TAIL
PAGE 23	PAGE 23	PAGE 23	PAGE 23	PAGE 24

IDENTIFYING FITTINGS PART NUMBERS

BOA Hydraulics easy-to-use part numbering system splits fittings codes into four essential components to give an accurate product description in code form. Use our handy fittings key on the next page to identify your thread and tail type to turn directly to the part you are after.

EXAMPLES:



PREFIX:

PREFIX	TAIL TYPE
K	1-2 WIRE ONE PIECE HOSETAIL
J	MULTI-SPIRAL ONE PIECE TAIL
S	2 PIECE SWAGE HOSETAIL

THREAD ID NUMBERS:

PREFIX	TAIL TYPE	PREFIX	TAIL TYPE		
001	BSPP FEMALE	029	JIC FEMALE - 90° COMPACT	068	SAE FLANGE CODE 61 - 45° SWEPT
002	BSPP FEMALE FLAT FACE	030	KARCHER FEMALE	070	KOMATSU (JIS METRIC) FEMALE
003	SAE FEMALE	030	KARCHER FEMALE	074	FRENCH METRIC FEMALE
005	JIC FEMALE	031	KARCHER GUN INSERT	078	DKOS MALE METRIC HEAVY
012	BSPP MALE	040	ORFS MALE	079	DKOS FEMALE METRIC HEAVY
013	ORFS FEMALE	051	BSPP FEMALE - 90° SWEPT	080	DKOL MALE METRIC LIGHT
015	BSPT MALE	052	ORFS FEMALE SWEPT - 90° SWEPT	081	DKOL FEMALE METRIC LIGHT
016	NPT MALE	055	JIC FEMALE - 90° SWEPT	082	METRIC STANDPIPE
018	JIC MALE	059	SAE FLANGE CODE 61 - 90° SWEPT	083	DKOS FEMALE METRIC HEAVY - 90° SWEPT
019	JIC MALE BULKHEAD	060	BSPP FEMALE - 45° SWEPT	084	DKOS FEMALE METRIC HEAVY - 45° SWEPT
020	UNO MALE	061	SAE FLANGE CODE 62 - 90° SWEPT	086	DKOS FEMALE METRIC LIGHT - 90° SWEPT
022	SAE CODE 62 FLANGE STRAIGHT	062	SAE FLANGE CODE 62 - 45° SWEPT	087	DKOS FEMALE METRIC LIGHT - 45° SWEPT
023	SAE CODE 61 FLANGE STRAIGHT	063	ORFS FEMALE - 45° SWEPT	090	HOSE JOINER
025	BSPP FEMALE - 90°	064	JIC FEMALE - 45° SWEPT	096	LIFESAVER
026	JIS (BSP) INVERTED FLARE FEMALE	068	SAE FLANGE CODE 61 - 45° SWEPT		

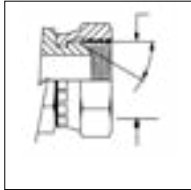
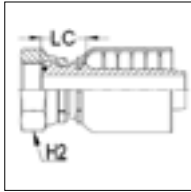
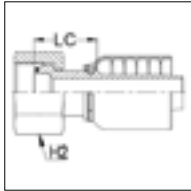
IMPERIAL THREAD SIZE / TAIL SIZE:

DASH SIZE	IMPERIAL SIZE	DASH SIZE	IMPERIAL SIZE	DASH SIZE	IMPERIAL SIZE	DASH SIZE	IMPERIAL SIZE
02	1/8"	09	9/16"	17	1 - 1/16"	27	1 - 11/16"
03	3/16"	10	5/8"	19	1 - 3/16"	30	1 - 7/8"
04	1/4"	11	11/16"	20	1 - 1/4"	32	2"
05	5/16"	12	3/4"	21	1 - 5/16"	40	2 - 1/2"
06	3/8"	13	13/16"	23	1 - 7/16"		
07	7/16"	14	7/8"	24	1 - 1/2"		
08	1/2"	16	1"	26	1 - 5/8"		

METRIC THREAD SIZE/TAIL SIZE NOTE: USE ONLY FOR METRIC THREADS

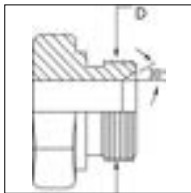
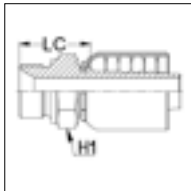
DASH SIZE	IMPERIAL SIZE	DASH SIZE	IMPERIAL SIZE	DASH SIZE	IMPERIAL SIZE	DASH SIZE	IMPERIAL SIZE
06	6 MM	15	15 MM	26	26 MM	36	36 MM
08	8 MM	16	16 MM	28	28 MM	38	38 MM
10	10 MM	18	18 MM	30	30 MM	40	40 MM
11	11 MM	20	20 MM	32	32 MM	42	42 MM
12	12 MM	22	22 MM	33	33 MM	45	45 MM
14	14 MM	24	24 MM	34	34 MM	52	52 MM

K001 - BSPP FEMALE X 1-2 WIRE 1-PIECE TAIL



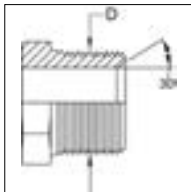
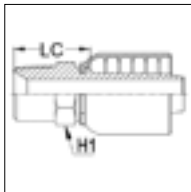
THREAD & TERMINATION INFORMATION					HOSETAIL INFO	TECHNICAL DATA	
CODE	THREAD TYPE / FITTING TYPE	NOMINAL THREAD SIZE & PITCH	NOMINAL PIPE SIZE	'D' THREAD PHYSICAL OD/ID	TAIL SIZE	LC	H2
		thread size	to suit hard piping size	(mm)	(to suit hose I.D)	(mm)	(mm)
K001-0204	BSPP FEMALE	1/8" - 28	1/8"	8.59	1/4"	15.2	14
K001-0404	BSPP FEMALE	1/4" - 19	1/4"	11.46	1/4"	20.7	19
K001-0406	BSPP FEMALE	1/4" - 19	1/4"	11.46	3/8"	17.5	19
K001-0604	BSPP FEMALE	3/8" - 19	3/8"	14.96	1/4"	23.2	22
K001-0606	BSPP FEMALE	3/8" - 19	3/8"	14.96	3/8"	23.5	22
K001-0608	BSPP FEMALE	3/8" - 19	3/8"	14.96	1/2"	18.0	22
K001-0804	BSPP FEMALE	1/2" - 14	1/2"	18.65	1/4"	24.2	27
K001-0806	BSPP FEMALE	1/2" - 14	1/2"	18.65	3/8"	24.5	27
K001-0808	BSPP FEMALE	1/2" - 14	1/2"	18.65	1/2"	24.5	27
K001-1208	BSPP FEMALE	3/4" - 14	3/4"	24.13	1/2"	28.4	32
K001-1212	BSPP FEMALE	3/4" - 14	3/4"	24.13	3/4"	20.8	32
K001-1616	BSPP FEMALE	1" - 11	1"	30.3	1"	24.5	38
K001-2020	BSPP FEMALE	1.1/4" - 11	1.1/4"	38.97	1.1/4"	33.0	50

K012 - BSPP PARALLEL MALE X 1-2 WIRE 1-PIECE TAIL



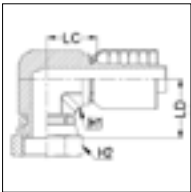
THREAD & TERMINATION INFORMATION					HOSETAIL INFO	TECHNICAL DATA	
CODE	THREAD TYPE / FITTING TYPE	NOMINAL THREAD SIZE & PITCH	NOMINAL PIPE SIZE	'D' THREAD PHYSICAL OD/ID	TAIL SIZE	LC	H1
		thread size	to suit hard piping size	(mm)	(to suit hose I.D)	(mm)	(mm)
K012-0404	BSPP MALE	1/4" - 19	1/4"	13.16	1/4"	26.2	19
K012-0604	BSPP MALE	3/8" - 19	3/8"	16.67	1/4"	27.7	22
K012-0606	BSPP MALE	3/8" - 19	3/8"	16.67	3/8"	28.0	22
K012-0806	BSPP MALE	1/2" - 14	1/2"	20.96	3/8"	31.5	27
K012-0808	BSPP MALE	1/2" - 14	1/2"	20.96	1/2"	31.5	27
K012-1212	BSPP MALE	3/4" - 14	3/4"	26.45	3/4"	35.8	32
K012-1616	BSPP MALE	1" - 11	1"	33.25	1"	42.5	41

K015 - BSPT TAPER MALE X 1-2 WIRE 1-PIECE TAIL



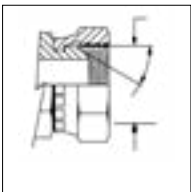
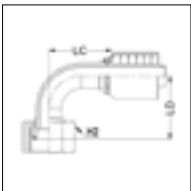
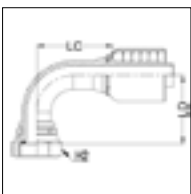
THREAD & TERMINATION INFORMATION					HOSETAIL INFO	TECHNICAL DATA	
CODE	THREAD TYPE / FITTING TYPE	NOMINAL THREAD SIZE & PITCH	NOMINAL PIPE SIZE	'D' THREAD PHYSICAL OD/ID	TAIL SIZE	LC	H1
		thread size	to suit hard piping size	(mm)	(to suit hose I.D)	(mm)	(mm)
K015-0204	BSPT MALE	1/8" - 28	1/8"	9.73	1/4"	22.2	12
K015-0404	BSPT MALE	1/4" - 19	1/4"	13.16	1/4"	26.7	17
K015-0406	BSPT MALE	1/4" - 19	1/4"	13.16	3/8"	27.0	17
K015-0604	BSPT MALE	3/8" - 19	3/8"	16.67	1/4"	28.2	19
K015-0605	BSPT MALE	3/8" - 19	3/8"	16.67	5/16"		
K015-0606	BSPT MALE	3/8" - 19	3/8"	16.67	3/8"	28.5	19
K015-0608	BSPT MALE	3/8" - 19	3/8"	16.67	1/2"	28.5	19
K015-0806	BSPT MALE	1/2" - 14	1/2"	20.96	3/8"	33.5	22
K015-0808	BSPT MALE	1/2" - 14	1/2"	20.96	1/2"	33.5	22
K015-1208	BSPT MALE	3/4" - 14	3/4"	26.45	1/2"	34.5	27
K015-1212	BSPT MALE	3/4" - 14	3/4"	26.45	3/4"	34.8	27
K015-1616	BSPT MALE	1" - 11	1"	33.25	1"	46.0	36
K015-2020	BSPT MALE	1.1/4" - 11	1.1/4"	41.91	1.1/4"	50.5	46

K025 - BSPP FEMALE 90° COMPACT X 1-2 WIRE 1-PIECE TAIL



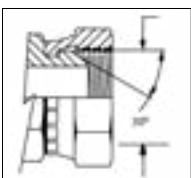
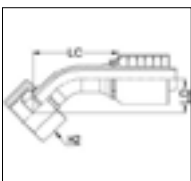
THREAD & TERMINATION INFORMATION					HOSETAIL INFO	TECHNICAL DATA			
CODE	THREAD TYPE / FITTING TYPE	NOMINAL THREAD SIZE & PITCH	NOMINAL PIPE SIZE	'D' THREAD PHYSICAL OD/ID	TAIL SIZE	LC	H1	H2	LD
		thread size	to suit hard piping size	(mm)	(to suit hose I.D)	(mm)	(mm)	(mm)	(mm)
K025-0404	BSPP FEMALE	1/4" - 19	1/4"	11.46	1/4"	17.5	11	19	18.5
K025-0604	BSPP FEMALE	3/8" - 19	3/8"	14.96	1/4"	20.0	16	22	24.0
K025-0606	BSPP FEMALE	3/8" - 19	3/8"	14.96	3/8"	20.0	16	22	24.0
K025-0806	BSPP FEMALE	1/2" - 14	1/2"	18.65	3/8"	23.5	19	27	28.5
K025-0808	BSPP FEMALE	1/2" - 14	1/2"	18.65	1/2"	23.5	19	27	28.5
K025-1008	BSPP FEMALE	5/8" - 14	5/8" *	20.6	1/2"	24.5	22	27	30.5
K025-1212	BSPP FEMALE	3/4" - 14	3/4"	24.13	3/4"	27.5	27	32	33.0
K025-1616	BSPP FEMALE	1" - 11	1"	30.3	1"	43.0	33	38	38.5

K051 - BSPP FEMALE 90° SWEPT X 1-2 WIRE 1-PIECE TAIL



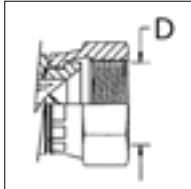
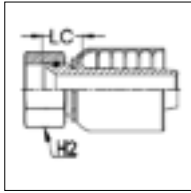
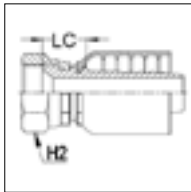
THREAD & TERMINATION INFORMATION					HOSETAIL INFO	TECHNICAL DATA		
CODE	THREAD TYPE / FITTING TYPE	NOMINAL THREAD SIZE & PITCH	NOMINAL PIPE SIZE	'D' THREAD PHYSICAL OD/ID	TAIL SIZE	LC	H2	LD
		thread size	to suit hard piping size	(mm)	(to suit hose I.D)	(mm)	(mm)	(mm)
K051-0204	BSPP FEMALE	1/8" - 28	1/8"	8.59	1/4"	30.3	14	33.7
K051-0404	BSPP FEMALE	1/4" - 19	1/4"	11.46	1/4"	31.7	19	35
K051-0604	BSPP FEMALE	3/8" - 19	3/8"	14.96	1/4"	32.0	22	36
K051-0606	BSPP FEMALE	3/8" - 19	3/8"	14.96	3/8"	33.2	22	36
K051-0608	BSPP FEMALE	3/8" - 19	3/8"	14.96	1/2"	41.2	22	42
K051-0806	BSPP FEMALE	1/2" - 14	1/2"	18.65	3/8"	33.2	27	35.5
K051-0808	BSPP FEMALE	1/2" - 14	1/2"	18.65	1/2"	37.4	27	40.5
K051-1212	BSPP FEMALE	3/4" - 14	3/4"	24.13	3/4"	56.7	32	53
K051-1616	BSPP FEMALE	1" - 11	1"	30.3	1"	72.4	38	68

K060 - BSPP FEMALE X 1-2 WIRE 1-PIECE TAIL



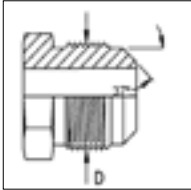
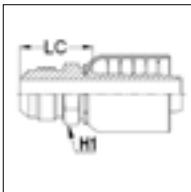
THREAD & TERMINATION INFORMATION					HOSETAIL INFO	TECHNICAL DATA		
CODE	THREAD TYPE / FITTING TYPE	NOMINAL THREAD SIZE & PITCH	NOMINAL PIPE SIZE	'D' THREAD PHYSICAL OD/ID	TAIL SIZE	LC	H2	LD
		thread size	to suit hard piping size	(mm)	(to suit hose I.D)	(mm)	(mm)	(mm)
K060-0404	BSPP FEMALE	1/4" - 19	1/4"	11.46	1/4"	42.5	19	18.4
K060-0604	BSPP FEMALE	3/8" - 19	3/8"	14.96	1/4"	43.7	22	19.4
K060-0606	BSPP FEMALE	3/8" - 19	3/8"	14.96	3/8"	44.7	22	19.7
K060-0608	BSPP FEMALE	3/8" - 19	3/8"	14.96	1/2"	44.3	27	19.4
K060-0806	BSPP FEMALE	1/2" - 14	1/2"	18.65	3/8"	44.3	27	19.4
K060-0808	BSPP FEMALE	1/2" - 14	1/2"	18.65	1/2"	49.1	27	21.6
K060-1212	BSPP FEMALE	3/4" - 14	3/4"	24.13	3/4"	67.1	32	26.3
K060-1616	BSPP FEMALE	1" - 11	1"	30.3	1"	80.5	38	31.5

K005 - JIC FEMALE X 1-2 WIRE 1-PIECE TAIL



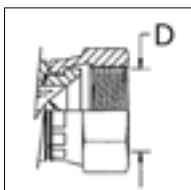
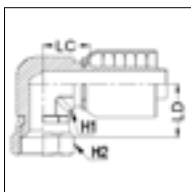
THREAD & TERMINATION INFORMATION					HOSETAIL INFO	TECHNICAL DATA	
CODE	THREAD TYPE / FITTING TYPE	NOMINAL THREAD SIZE & PITCH	NOMINAL PIPE SIZE	'D' THREAD PHYSICAL OD/ID	TAIL SIZE	LC	H2
		thread size	to suit hard piping size	(mm)	(to suit hose I.D)	(mm)	(mm)
K005-0704	JIC FEMALE	7/16" - 20	1/4"	10	1/4"	14.7	15
K005-0706	JIC FEMALE	7/16" - 20	1/4"	10	3/8"	15	15
K005-0804	JIC FEMALE	1/2" - 20	5/16"	11.6	1/4"	15.2	17
K005-0806	JIC FEMALE	1/2" - 20	5/16"	11.6	3/8"	15.5	17
K005-0904	JIC FEMALE	9/16" - 18	3/8"	13	1/4"	15.2	19
K005-0906	JIC FEMALE	9/16" - 18	3/8"	13	3/8"	15.5	19
K005-1206	JIC FEMALE	3/4" - 16	1/2"	17.6	3/8"	18.0	25
K005-1208	JIC FEMALE	3/4" - 16	1/2"	17.6	1/2"	18.0	25
K005-1406	JIC FEMALE	7/8" - 14	5/8"	20.5	3/8"	20.0	27
K005-1408	JIC FEMALE	7/8" - 14	5/8"	20.5	1/2"	20.0	27
K005-1412	JIC FEMALE	7/8" - 14	5/8"	20.5	3/4"	20.3	27
K005-1708	JIC FEMALE	1 1/16" - 12	3/4"	25	1/2"	20.5	32
K005-1712	JIC FEMALE	1 1/16" - 12	3/4"	25	3/4"	20.8	32
K005-2112	JIC FEMALE	1 5/16" - 12	1"	31.3	3/4"	22.3	38
K005-2116	JIC FEMALE	1 5/16" - 12	1"	31.3	1"	24.0	38
K005-2616	JIC FEMALE	1 5/8" - 12	1 1/4"	39.2	1"	26.6	50
K005-2620	JIC FEMALE	1 5/8" - 12	1 1/4"	39.2	1 1/4"	28.1	50

K018 - JIC MALE X 1-2 WIRE 1-PIECE TAIL



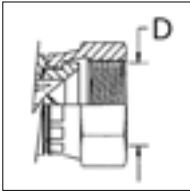
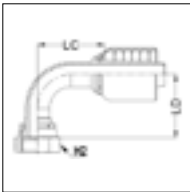
THREAD & TERMINATION INFORMATION					HOSETAIL INFO	TECHNICAL DATA	
CODE	THREAD TYPE / FITTING TYPE	NOMINAL THREAD SIZE & PITCH	NOMINAL PIPE SIZE	'D' THREAD PHYSICAL OD/ID	TAIL SIZE	LC	H1
		thread size	to suit hard piping size	(mm)	(to suit hose I.D)	(mm)	(mm)
K018-0704	JIC MALE	7/16" - 20	1/4"	11.07	1/4"	25.2	12
K018-0804	JIC MALE	1/2" - 20	5/16"	12.7	1/4"	25.2	14
K018-0904	JIC MALE	9/16" - 18	3/8"	14.25	1/4"	26.2	17
K018-0906	JIC MALE	9/16" - 18	3/8"	14.25	3/8"	26.5	17
K018-1206	JIC MALE	3/4" - 16	1/2"	19	3/8"	30.0	19
K018-1208	JIC MALE	3/4" - 16	1/2"	19	1/2"	30.0	19
K018-1408	JIC MALE	7/8" - 14	5/8"	22.17	1/2"	34.0	24
K018-1708	JIC MALE	1 1/16" - 12	3/4"	26.95	1/2"	36.5	27
K018-1712	JIC MALE	1 1/16" - 12	3/4"	26.95	3/4"	36.8	27
K018-2116	JIC MALE	1 5/16" - 12	1"	33.3	1"	43.5	36

K029 - JIC FEMALE 90° COMPACT X 1-2 WIRE 1-PIECE TAIL



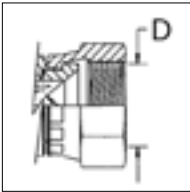
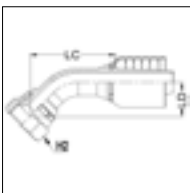
THREAD & TERMINATION INFORMATION					HOSETAIL INFO	TECHNICAL DATA		
CODE	THREAD TYPE / FITTING TYPE	NOMINAL THREAD SIZE & PITCH	NOMINAL PIPE SIZE	'D' THREAD PHYSICAL OD/ID	TAIL SIZE	LC	H1	H2
		thread size	to suit hard piping size	(mm)	(to suit hose I.D)	(mm)	(mm)	(mm)
K029-0704	JIC FEMALE	7/16" - 20	1/4"	10	1/4"	17.5	11	15
K029-0904	JIC FEMALE	9/16" - 18	3/8"	13	1/4"	20	16	19
K029-0906	JIC FEMALE	9/16" - 18	3/8"	13	3/8"	20.0	16	19
K029-1206	JIC FEMALE	3/4" - 16	1/2"	17.6	3/8"	23.5	19	25
K029-1208	JIC FEMALE	3/4" - 16	1/2"	17.6	1/2"	23.5	19	25
K029-1408	JIC FEMALE	7/8" - 14	5/8"	20.5	1/2"	23.5	19	27
K029-1708	JIC FEMALE	1 1/16" - 12	3/4"	30.1	3/4"	27.5	27	32

K055 - JIC FEMALE 90° SWEPT X 1-2 WIRE 1-PIECE TAIL



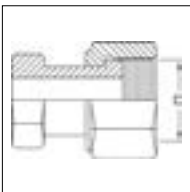
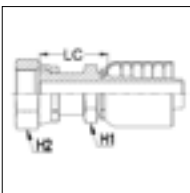
THREAD & TERMINATION INFORMATION					HOSETAIL INFO	TECHNICAL DATA		
CODE	THREAD TYPE / FITTING TYPE	NOMINAL THREAD SIZE & PITCH	NOMINAL PIPE SIZE	'D' THREAD PHYSICAL OD/ID	TAIL SIZE	LC	H2	LD
		thread size	to suit hard piping size	(mm)	(to suit hose I.D.)	(mm)	(mm)	(mm)
K055-0704	JIC FEMALE	7/16" - 20	1/4"	10	1/4"	30.3	15	29.5
K055-0804	JIC FEMALE	1/2" - 20	5/16"	11.6	1/4"	30.3	17	30
K055-0904	JIC FEMALE	9/16" - 18	3/8"	13	1/4"	30.3	19	30
K055-0906	JIC FEMALE	9/16" - 18	3/8"	13	3/8"	31.9	19	31
K055-1206	JIC FEMALE	3/4" - 16	1/2"	17.6	3/8"	31.9	25	34.5
K055-1208	JIC FEMALE	3/4" - 16	1/2"	17.6	1/2"	35.9	25	39.5
K055-1408	JIC FEMALE	7/8" - 14	5/8"	20.5	1/2"	35.9	27	40.5
K055-1712	JIC FEMALE	1 1/16" - 12	3/4"	25	3/4"	56.7	32	53
K055-2116	JIC FEMALE	1 5/16" - 12	1"	31.3	1"	72.4	38	67.5

K064 - JIC FEMALE 45° SWEPT X 1-2 WIRE 1-PIECE TAIL



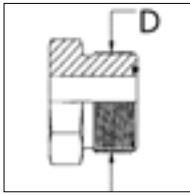
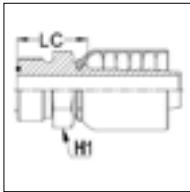
THREAD & TERMINATION INFORMATION					HOSETAIL INFO	TECHNICAL DATA		
CODE	THREAD TYPE / FITTING TYPE	NOMINAL THREAD SIZE & PITCH	NOMINAL PIPE SIZE	'D' THREAD PHYSICAL OD/ID	TAIL SIZE	LC	H2	LD
		thread size	to suit hard piping size	(mm)	(to suit hose I.D.)	(mm)	(mm)	(mm)
K064-0704	JIC FEMALE	7/16" - 20	1/4"	10	1/4"	38.2	15	15.5
K064-0904	JIC FEMALE	9/16" - 18	3/8"	13	1/4"	38.6	19	15.8
K064-0906	JIC FEMALE	9/16" - 18	3/8"	13	3/8"	39.9	19	16.2
K064-1206	JIC FEMALE	3/4" - 16	1/2"	17.6	3/8"	42.4	25	18.6
K064-1208	JIC FEMALE	3/4" - 16	1/2"	17.6	1/2"	48.7	25	20.7
K064-1408	JIC FEMALE	7/8" - 14	5/8"	20.5	1/2"	49.4	27	22.8
K064-1410	JIC FEMALE	7/8" - 14	5/8"	20.5	5/8"	55.8	27	22.8
K064-1708	JIC FEMALE	1 1/16" - 12	3/4"	25	1/2"	50.8	32	22.9
K064-1712	JIC FEMALE	1 1/16" - 12	3/4"	25	3/4"	67.1	32	26.3
K064-2116	JIC FEMALE	1 5/16" - 12	1"	31.3	1"	79.7	38	32

K013 - ORFS FEMALE X 1-2 WIRE 1-PIECE TAIL



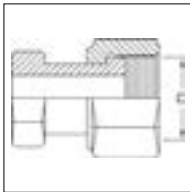
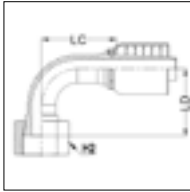
THREAD & TERMINATION INFORMATION					HOSETAIL INFO	TECHNICAL DATA		
CODE	THREAD TYPE / FITTING TYPE	NOMINAL THREAD SIZE & PITCH	NOMINAL PIPE SIZE	'D' THREAD PHYSICAL OD/ID	TAIL SIZE	LC	H1	H2
		thread size	to suit hard piping size	(mm)	(to suit hose I.D.)	(mm)	(mm)	(mm)
K013-0904	ORFS FEMALE	9/16 - 18	1/4"	12.95	1/4"	27.2	14	17
K013-0906	ORFS FEMALE	9/16 - 18	1/4"	12.95	3/8"	28.5	17	17
K013-1104	ORFS FEMALE	11/16 - 16	3/8"	16	1/4"	30.2	17	22
K013-1106	ORFS FEMALE	11/16 - 16	3/8"	16	3/8"	30.5	17	22
K013-1108	ORFS FEMALE	11/16 - 16	3/8"	16	1/2"	31.5	22	22
K013-1306	ORFS FEMALE	13/16 - 16	1/2"	19.05	3/8"	35.5	22	24
K013-1308	ORFS FEMALE	13/16 - 16	1/2"	19.05	1/2"	35.5	22	24
K013-1608	ORFS FEMALE	1 - 14	5/8"	23.62	1/2"	39.0	24	30
K013-1908	ORFS FEMALE	1.3/16 - 12	3/4"	28.19	1/2"	41.5	30	36
K013-1912	ORFS FEMALE	1.3/16 - 12	3/4"	28.19	3/4"	41.8	30	36
K013-2316	ORFS FEMALE	1.7/16 - 12	1"	34.54	1"	49.5	36	41

K040 - ORFS MALE X 1-2 WIRE 1-PIECE TAIL



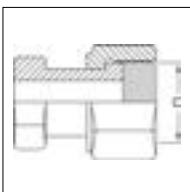
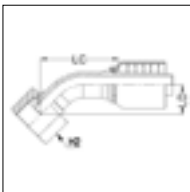
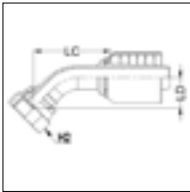
THREAD & TERMINATION INFORMATION					HOSETAIL INFO	TECHNICAL DATA	
CODE	THREAD TYPE / FITTING TYPE	NOMINAL THREAD SIZE & PITCH	NOMINAL PIPE SIZE	'D' THREAD PHYSICAL OD/ID	TAIL SIZE	LC	H1
		thread size	to suit hard piping size	(mm)	(to suit hose I.D.)	(mm)	(mm)
K040-0904	ORFS MALE	9/16 - 18	1/4"	14.22	1/4"	22.2	17
K040-1106	ORFS MALE	11/16 - 16	3/8"	17.52	3/8"	24.5	19
K040-1306	ORFS MALE	13/16 - 16	1/2"	20.82	3/8"	26.5	22
K040-1308	ORFS MALE	13/16 - 16	1/2"	20.82	1/2"	26.5	22
K040-1912	ORFS MALE	1. 3/16 - 12	3/4"	30.22	3/4"	33.8	32
K040-2316	ORFS MALE	1. 7/16 - 12	1"	36.57	1"	38.0	38

K052 - ORFS FEMALE 90° SWEPT X 1-2 WIRE 1-PIECE TAIL



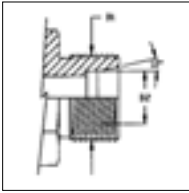
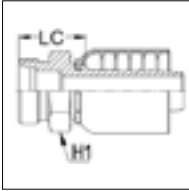
THREAD & TERMINATION INFORMATION					HOSETAIL INFO	TECHNICAL DATA		
CODE	THREAD TYPE / FITTING TYPE	NOMINAL THREAD SIZE & PITCH	NOMINAL PIPE SIZE	'D' THREAD PHYSICAL OD/ID	TAIL SIZE	LC	H2	LD
		thread size	to suit hard piping size	(mm)	(to suit hose I.D.)	(mm)	(mm)	(mm)
K052-0904	ORFS FEMALE	9/16 - 18	1/4"	12.95	1/4"	32.0	17	26.5
K052-1104	ORFS FEMALE	11/16 - 16	3/8"	16	1/4"	32.0	22	29
K052-1106	ORFS FEMALE	11/16 - 16	3/8"	16	3/8"	33.3	24	30
K052-1306	ORFS FEMALE	13/16 - 16	1/2"	19.05	3/8"	33.3	24	31
K052-1308	ORFS FEMALE	13/16 - 16	1/2"	19.05	1/2"	35.9	24	36
K052-1608	ORFS FEMALE	1 - 14	5/8"	23.62	1/2"	37.9	30	39
K052-1912	ORFS FEMALE	1. 3/16 - 12	3/4"	28.19	3/4"	56.3	36	50.5
K052-2316	ORFS FEMALE	1. 7/16 - 12	1"	34.54	1"	71.6	41	64

K063 - ORFS FEMALE 45° SWEPT X 1-2 WIRE 1-PIECE TAIL



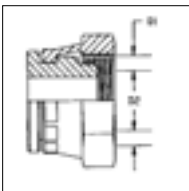
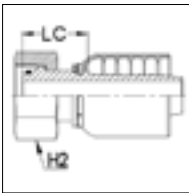
THREAD & TERMINATION INFORMATION					HOSETAIL INFO	TECHNICAL DATA		
CODE	THREAD TYPE / FITTING TYPE	NOMINAL THREAD SIZE & PITCH	NOMINAL PIPE SIZE	'D' THREAD PHYSICAL OD/ID	TAIL SIZE	LC	H2	LD
		thread size	to suit hard piping size	(mm)	(to suit hose I.D.)	(mm)	(mm)	(mm)
K063-0904	ORFS FEMALE	9/16 - 18	1/4"	12.95	1/4"	37.7	17	13.4
K063-1104	ORFS FEMALE	11/16 - 16	3/8"	16	1/4"	39.5	22	15.1
K063-1106	ORFS FEMALE	11/16 - 16	3/8"	16	3/8"	40.5	22	15.5
K063-1306	ORFS FEMALE	13/16 - 16	1/2"	19.05	3/8"	41.2	24	16.2
K063-1308	ORFS FEMALE	13/16 - 16	1/2"	19.05	1/2"	45.9	24	17.9
K063-1912	ORFS FEMALE	1. 3/16 - 12	3/4"	28.19	3/4"	65.0	36	24.5
K063-2316	ORFS FEMALE	1. 7/16 - 12	1"	34.54	1"	76.5	41	29.5

K080 - DKOL MALE METRIC LIGHT X 1-2 WIRE 1-PIECE TAIL



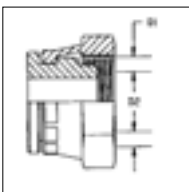
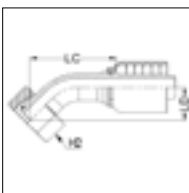
THREAD & TERMINATION INFORMATION					HOSETAIL INFO	TECHNICAL DATA	
CODE	THREAD TYPE / FITTING TYPE	NOMINAL THREAD SIZE & PITCH	'D2' TUBE SIZE	'D1' THREAD PHYSICAL OD/ID	TAIL SIZE	LC	H1
		thread size	(mm)	(mm)	(to suit hose I.D)	(mm)	(mm)
K080-1204	DKOL MALE METRIC LIGHT	M12 - 1.5	6	12	1/4"	21.2	12
K080-1404	DKOL MALE METRIC LIGHT	M14 - 1.5	8	14	1/4"	21.2	14
K080-1604	DKOL MALE METRIC LIGHT	M16 - 1.5	10	16	1/4"	23.2	17
K080-1606	DKOL MALE METRIC LIGHT	M16 - 1.5	10	16	3/8"	23.5	17
K080-1806	DKOL MALE METRIC LIGHT	M18 - 1.5	12	18	3/8"	24.5	19
K080-2206	DKOL MALE METRIC LIGHT	M22 - 1.5	15	22	3/8"	25.5	22
K080-2208	DKOL MALE METRIC LIGHT	M22 - 1.5	15	22	1/2"	25.5	22

K081 - DKOL FEMALE METRIC LIGHT X 1-2 WIRE 1-PIECE TAIL



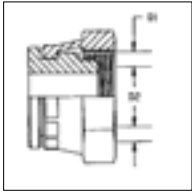
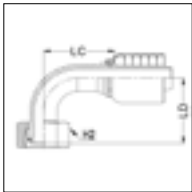
THREAD & TERMINATION INFORMATION					HOSETAIL INFO	TECHNICAL DATA	
CODE	THREAD TYPE / FITTING TYPE	NOMINAL THREAD SIZE & PITCH	'D2' TUBE SIZE	'D1' THREAD PHYSICAL OD/ID	TAIL SIZE	LC	H2
		thread size	(mm)	(mm)	(to suit hose I.D)	(mm)	(mm)
K081-1204	DKOL FEMALE METRIC LIGHT	M12 - 1.5	6	10.5	1/4"	24.7	14
K081-1404	DKOL FEMALE METRIC LIGHT	M14 - 1.5	8	12.5	1/4"	24.3	17
K081-1406	DKOL FEMALE METRIC LIGHT	M14 - 1.5	8	12.5	3/8"	26.4	19
K081-1604	DKOL FEMALE METRIC LIGHT	M16 - 1.5	10	14.5	1/4"	25.3	19
K081-1606	DKOL FEMALE METRIC LIGHT	M16 - 1.5	10	14.5	3/8"	27.5	22
K081-1804	DKOL FEMALE METRIC LIGHT	M18 - 1.5	12	16.5	1/4"	25.3	22
K081-1806	DKOL FEMALE METRIC LIGHT	M18 - 1.5	12	16.5	3/8"	25.6	22
K081-2006	DKOL FEMALE METRIC LIGHT	M20 - 1.5	12	18.5	3/8"	27.6	24
K081-2206	DKOL FEMALE METRIC LIGHT	M22 - 1.5	15	20.5	3/8"	27.6	27
K081-2208	DKOL FEMALE METRIC LIGHT	M22 - 1.5	15	20.5	1/2"	27.6	27
K081-2608	DKOL FEMALE METRIC LIGHT	M26 - 1.5	18	24.5	1/2"	28.6	32
K081-2610	DKOL FEMALE METRIC LIGHT	M26 - 1.5	18	24.5	5/8"	28.8	32

K087 - DKOL FEMALE METRIC LIGHT 45° SWEEP X 1-2 WIRE 1-PIECE TAIL



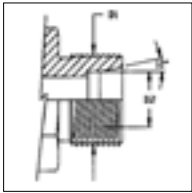
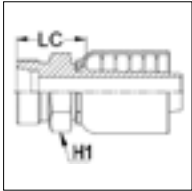
THREAD & TERMINATION INFORMATION					HOSETAIL INFO	TECHNICAL DATA		
CODE	THREAD TYPE / FITTING TYPE	NOMINAL THREAD SIZE & PITCH	'D2' TUBE SIZE	'D1' THREAD PHYSICAL OD/ID	TAIL SIZE	LC	H2	LD
		thread size	(mm)	(mm)	(to suit hose I.D)	(mm)	(mm)	(mm)
K087-1404	DKOL FEMALE METRIC LIGHT	M14 - 1.5	8	12.5	1/4"	41.6	17	17.6
K087-1606	DKOL FEMALE METRIC LIGHT	M16 - 1.5	10	14.5	3/8"	41.6	22	18.5
K087-1806	DKOL FEMALE METRIC LIGHT	M18 - 1.5	12	16.5	3/8"	43.5	22	18.5
K087-2006	DKOL FEMALE METRIC LIGHT	M20 - 1.5			3/8"	44.4	24	19.4
K087-2206	DKOL FEMALE METRIC LIGHT	M22 - 1.5	15	20.5	3/8"	44.4	27	19.4
K087-2208	DKOL FEMALE METRIC LIGHT	M22 - 1.5	15	20.5	1/2"	48.6	27	21.2

K086 - DKOL FEMALE METRIC LIGHT 90° SWEPT X 1-2 WIRE 1-PIECE TAIL



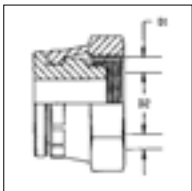
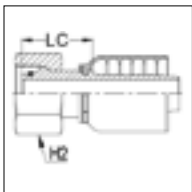
THREAD & TERMINATION INFORMATION					HOSETAIL INFO	TECHNICAL DATA		
CODE	THREAD TYPE / FITTING TYPE	NOMINAL THREAD SIZE & PITCH	'D2' TUBE SIZE	'D1' THREAD PHYSICAL OD/ID	TAIL SIZE	LC	H2	LD
		thread size	(mm)	(mm)	(to suit hose I.D)	(mm)	(mm)	(mm)
K086-1204	DKOL FEMALE METRIC LIGHT	M12 - 1.5	6	10.5	1/4"	30.3	14	32.5
K086-1404	DKOL FEMALE METRIC LIGHT	M14 - 1.5	8	12.5	1/4"	31.6	17	32.5
K086-1604	DKOL FEMALE METRIC LIGHT	M16 - 1.5	10	14.5	1/4"	32.0	19	32.8
K086-1606	DKOL FEMALE METRIC LIGHT	M16 - 1.5	10	14.5	3/8"	31.9	22	33.8
K086-1806	DKOL FEMALE METRIC LIGHT	M18 - 1.5	12	16.5	3/8"	33.2	22	34.3
K086-2006	DKOL FEMALE METRIC LIGHT	M20 - 1.5	12	18.5	3/8"			
K086-2206	DKOL FEMALE METRIC LIGHT	M22 - 1.5	15	20.5	3/8"	33.3	27	34.9
K086-2208	DKOL FEMALE METRIC LIGHT	M22 - 1.5	15	20.5	1/2"	37.4	27	39.9
K086-2608	DKOL FEMALE METRIC LIGHT	M26 - 1.5	18	24.5	1/2"	43.2	32	43.4
K086-2610	DKOL FEMALE METRIC LIGHT	M26 - 1.5	18	24.5	5/8"	50.5	32	49.4

K078 - DKOS MALE METRIC HEAVY X 1-2 WIRE 1-PIECE TAIL



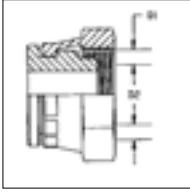
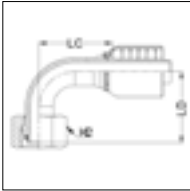
THREAD & TERMINATION INFORMATION					HOSETAIL INFO	TECHNICAL DATA	
CODE	THREAD TYPE / FITTING TYPE	NOMINAL THREAD SIZE & PITCH	'D2' TUBE SIZE	'D1' THREAD PHYSICAL OD/ID	TAIL SIZE	LC	H1
		thread size	(mm)	(mm)	(to suit hose I.D)	(mm)	(mm)
K078-1804	DKOS MALE METRIC HEAVY	M18 - 1.5	10	18	1/4"	25.2	19
K078-1806	DKOS MALE METRIC HEAVY	M18 - 1.5	10	18	3/8"	25.5	19
K078-2006	DKOS MALE METRIC HEAVY	M20 - 1.5	12	20	3/8"	25.5	22
K078-2206	DKOS MALE METRIC HEAVY	M22 - 1.5	14	22	3/8"	27.5	22
K078-2408	DKOS MALE METRIC HEAVY	M24 - 1.5	16	24	1/2"	28.5	24
K078-3612	DKOS MALE METRIC HEAVY	M36 - 2.0	25	36	3/4"	36.8	36
K078-4216	DKOS MALE METRIC HEAVY	M42 - 2.0	30	45	1"	42.5	46

K079 - DKOS FEMALE METRIC HEAVY X 1-2 WIRE 1-PIECE TAIL



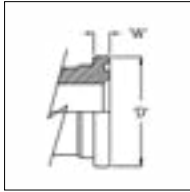
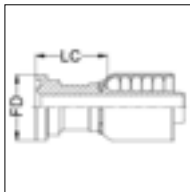
THREAD & TERMINATION INFORMATION					HOSETAIL INFO	TECHNICAL DATA	
CODE	THREAD TYPE / FITTING TYPE	NOMINAL THREAD SIZE & PITCH	'D2' TUBE SIZE	'D1' THREAD PHYSICAL OD/ID	TAIL SIZE	LC	H2
		thread size	(mm)	(mm)	(to suit hose I.D)	(mm)	(mm)
K079-1404	DKOS FEMALE METRIC HEAVY	M14 - 1.5	6	12.5	1/4"	26.9	16
K079-1604	DKOS FEMALE METRIC HEAVY	M16 - 1.5	8	14.5	1/4"	27.6	19
K079-1804	DKOS FEMALE METRIC HEAVY	M18 - 1.5	10	16.5	1/4"	27.5	22
K079-1806	DKOS FEMALE METRIC HEAVY	M18 - 1.5	10	16.5	3/8"	28.4	24
K079-2006	DKOS FEMALE METRIC HEAVY	M20 - 1.5	12	18.5	3/8"	27.8	24
K079-2206	DKOS FEMALE METRIC HEAVY	M22 - 1.5	14	20.5	3/8"	27.6	27
K079-2208	DKOS FEMALE METRIC HEAVY	M22 - 1.5	14	20.5	1/2"	27.6	27
K079-2406	DKOS FEMALE METRIC HEAVY	M24 - 1.5	16	22.5	3/8"	31.1	30
K079-2408	DKOS FEMALE METRIC HEAVY	M24 - 1.5	16	22.5	1/2"	31.1	30

K083 - DKOS FEMALE METRIC HEAVY 90° SWEPT X 1-2 WIRE 1-PIECE TAIL



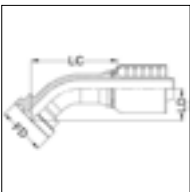
THREAD & TERMINATION INFORMATION					HOSETAIL INFO	TECHNICAL DATA		
CODE	THREAD TYPE / FITTING TYPE	NOMINAL THREAD SIZE & PITCH	'D2' TUBE SIZE	'D1' THREAD PHYSICAL OD/ID	TAIL SIZE	LC	H2	LD
		thread size	(mm)	(mm)	(to suit hose I.D)	(mm)	(mm)	(mm)
K083-1604	DKOS FEMALE METRIC HEAVY	M16 - 1.5	8	14.5	1/4"	31.9	19	32.8
K083-1804	DKOS FEMALE METRIC HEAVY	M18 - 1.5	10	16.5	1/4"	32	22	32.7
K083-1806	DKOS FEMALE METRIC HEAVY	M18 - 1.5	10	16.5	3/8"	33.3	24	32.7
K083-2006	DKOS FEMALE METRIC HEAVY	M20 - 1.5	12	18.5	3/8"	33.3	24	34.7
K083-2206	DKOS FEMALE METRIC HEAVY	M22 - 1.5	14	20.5	3/8"	33.3	27	37
K083-2208	DKOS FEMALE METRIC HEAVY	M22 - 1.5	14	20.5	1/2"			
K083-2408	DKOS FEMALE METRIC HEAVY	M24 - 1.5	16	22.5	1/2"	42.7	30	43.5
K083-3612	DKOS FEMALE METRIC HEAVY	M36 - 2.0	25	34	3/4"	56.3	41	55.5

K023 - SAE CODE 61 STRAIGHT FLANGE X 1-2 WIRE 1-PIECE TAIL



THREAD & TERMINATION INFORMATION					HOSETAIL INFO	TECHNICAL DATA
CODE	THREAD TYPE / FITTING TYPE	NOMINAL PIPE SIZE	FLANGE OD D	FLANGE THICKNESS W	TAIL SIZE	LC
			(mm)	(mm)	(to suit hose I.D)	(mm)
K023-1212	SAE CODE 61 STRAIGHT FLANGE	3/4"	38.1	6.73	3/4"	41.7
K023-1612	SAE CODE 61 STRAIGHT FLANGE	1"	44.45	8	3/4"	49.7
K023-1616	SAE CODE 61 STRAIGHT FLANGE	1"	44.45	8	1"	51.5
K023-2016	SAE CODE 61 STRAIGHT FLANGE	1.1/4"	50.8	8	1"	54.0

K068 - SAE FLANGE CODE 61 45° SWEPT X 1-2 WIRE 1-PIECE TAIL

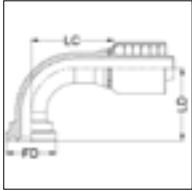


THREAD & TERMINATION INFORMATION					HOSETAIL INFO	TECHNICAL DATA	
CODE	THREAD TYPE / FITTING TYPE	NOMINAL PIPE SIZE	FLANGE OD D	FLANGE THICKNESS W	TAIL SIZE	LC	LD
			(mm)	(mm)	(to suit hose I.D)	(mm)	(mm)
K068-0808	SAE FLANGE CODE 61	1/2"	30.18	6.73	1/2"	50.2	21.9
K068-1612	SAE FLANGE CODE 61	1"	44.45	8	3/4"	65.8	25.2



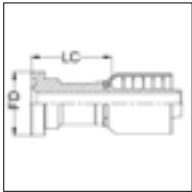
'Cat' or 'Supercat' flanges refer to a flange that conforms to SAE Code 62 in all aspects except the head thickness which is 14.2mm. Code 62 flanges can be adapted to replace 'cat' flanges either with a packer, or by replacing the Flange Clamps with standard Code 62 clamps.

K059 - SAE FLANGE CODE 61 90° SWEPT X 1-2 WIRE 1-PIECE TAIL



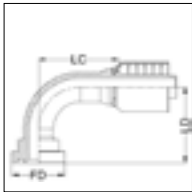
THREAD & TERMINATION INFORMATION					HOSETAIL INFO	TECHNICAL DATA	
CODE	THREAD TYPE / FITTING TYPE	NOMINAL PIPE SIZE	FLANGE OD D	FLANGE THICKNESS W	TAIL SIZE	LC	LD
			(mm)	(mm)	(to suit hose I.D)	(mm)	(mm)
K059-0808	SAE FLANGE CODE 61	1/2"	30.18	6.73	1/2"	42.4	45
K059-1212	SAE FLANGE CODE 61	3/4"	38.1	6.73	3/4"	59.9	55
K059-1612	SAE FLANGE CODE 61	1"	44.45	8	3/4"	59.9	55
K059-1616	SAE FLANGE CODE 61	1"	44.45	8	1"	72.4	62

K022 - SAE CODE 62 STRAIGHT FLANGE X 1-2 WIRE 1-PIECE TAIL



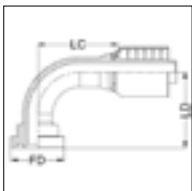
THREAD & TERMINATION INFORMATION					HOSETAIL INFO	TECHNICAL DATA
CODE	THREAD TYPE / FITTING TYPE	NOMINAL PIPE SIZE	FLANGE OD D	FLANGE THICKNESS W	TAIL SIZE	LC
			(mm)	(mm)	(to suit hose I.D)	(mm)
K022-1212	SAE CODE 62 STRAIGHT FLANGE	3/4"	41.28	8.76	3/4"	51.7

K062 - SAE FLANGE CODE 62 45° SWEPT X 1-2 WIRE 1-PIECE TAIL



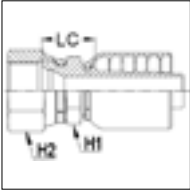
THREAD & TERMINATION INFORMATION					HOSETAIL INFO	TECHNICAL DATA
CODE	THREAD TYPE / FITTING TYPE	NOMINAL PIPE SIZE	FLANGE OD	FLANGE THICKNESS W	TAIL SIZE	LC
			(mm)	(mm)	(to suit hose I.D)	(mm)
K062-2016	SAE FLANGE CODE 62	1.1/4"	53.98	10.29	1"	84

K061 - SAE FLANGE CODE 62 90° SWEPT X 1-2 WIRE 1-PIECE TAIL



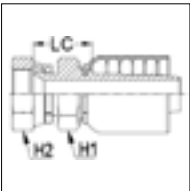
THREAD & TERMINATION INFORMATION					HOSETAIL INFO	TECHNICAL DATA	
CODE	THREAD TYPE / FITTING TYPE	NOMINAL PIPE SIZE	FLANGE OD	FLANGE THICKNESS W	TAIL SIZE	LC	LD
			(mm)		(to suit hose I.D)	(mm)	(mm)
K061-1212	SAE FLANGE CODE 62	3/4"	41.28	8.76	3/4"	59.9	59
K061-1616	SAE FLANGE CODE 62	1"	47.63	9.53	1"	72.4	69
K061-2016	SAE FLANGE CODE 62	1.1/4"	53.98	10.29	1"	72.4	73

K070 - KOMATSU FEMALE X 1-2 WIRE 1-PIECE TAIL



THREAD & TERMINATION INFORMATION				HOSETAIL INFO	TECHNICAL DATA		
CODE	THREAD TYPE / FITTING TYPE	NOMINAL THREAD SIZE & PITCH	'D' THREAD PHYSICAL OD/ID	TAIL SIZE	LC	H1	H2
			(mm)	(to suit hose I.D.)	(mm)	(mm)	(mm)
K070-1404	KOMATSU FEMALE	14 - 1.5	12.5	1/4"	20.7	17	19
K070-1406	KOMATSU FEMALE	14 - 1.5	12.5	3/8"	21	17	19
K070-1606	KOMATSU FEMALE	16 - 1.5	14.5	3/8"	22	17	22
K070-1804	KOMATSU FEMALE	18 - 1.5	16.5	1/4"	22.0	19	22
K070-1806	KOMATSU FEMALE	18 - 1.5	16.5	3/8"	22.3	19	22
K070-1808	KOMATSU FEMALE	18 - 1.5	16.5	1/2"	22.3	19	22
K070-2208	KOMATSU FEMALE	22 - 1.5	20.5	1/2"	23.0	22	27
K070-2408	KOMATSU FEMALE	24 - 1.5	22.5	1/2"	26.5	30	32
K070-2412	KOMATSU FEMALE	24 - 1.5	22.5	3/4"	26.8	30	32
K070-3012	KOMATSU FEMALE	30 - 1.5	28.5	3/4"	26.8	30	36
K070-3316	KOMATSU FEMALE	33 - 1.5	31.5	1"	35.8	36	41

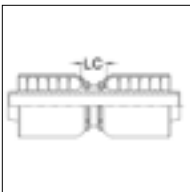
K026 - JIS (BSP) INVERTED FLARE FEMALE X 1-2 WIRE 1-PIECE TAIL



THREAD & TERMINATION INFORMATION					HOSETAIL INFO	TECHNICAL DATA		
CODE	THREAD TYPE / FITTING TYPE	NOMINAL THREAD SIZE & PITCH	NOMINAL PIPE SIZE	'D' THREAD PHYSICAL OD/ID	TAIL SIZE	LC	H1	H2
				(mm)	(to suit hose I.D.)	(mm)	(mm)	(mm)
K026-0404	JIS (BSP) INVERTED FLARE FEMALE	1/4" - 19	1/4"	11.46	1/4"	21.2	19	19
K026-0606	JIS (BSP) INVERTED FLARE FEMALE	3/8" - 19	3/8"	14.96	3/8"	23.0	22	22
K026-0808	JIS (BSP) INVERTED FLARE FEMALE	1/2" - 14	1/2"	18.65	1/2"	25.0	27	27



K090 - HOSE JOINER X 1-2 WIRE 1-PIECE TAIL



THREAD & TERMINATION INFORMATION		HOSETAIL INFO	TECHNICAL DATA
CODE	THREAD TYPE / FITTING TYPE	TAIL SIZE	LC
		(to suit hose I.D.)	(mm)
K090-0404	HOSE JOINER	1/4"	12.4
K090-0606	HOSE JOINER	3/8"	13.0
K090-0808	HOSE JOINER	1/2"	13.0
K090-1212	HOSE JOINER	3/4"	15.6
K090-1616	HOSE JOINER	1"	19.0







K096 - LIFESAVER X 1-2 WIRE 1-PIECE TAIL








THREAD & TERMINATION INFORMATION		HOSETAIL INFO
CODE	THREAD TYPE / FITTING TYPE	TAIL SIZE
		(to suit hose I.D.)
K096-0404	LIFESAVER	1/4"
K096-0606	LIFESAVER	3/8"
K096-0808	LIFESAVER	1/2"
K096-1212	LIFESAVER	3/4"
K096-1616	LIFESAVER	1"

J-SERIES NON-SKIVE 1-PIECE FITTINGS (to suit 4 - 6 wire hose)





BSP

 <p>BSP</p> <p>J001 - BSPP FEMALE X MS355/MS360 1-PIECE M/S NON-SKIVE TAIL</p> <p>PAGE 15</p>	 <p>BSP</p> <p>J012 - BSPP PARALLEL MALE X MS355/MS360 1-PIECE M/S NON-SKIVE TAIL</p> <p>PAGE 15</p>	 <p>BSP</p> <p>J015 - BSPT TAPER MALE X MS355/MS360 1-PIECE M/S NON-SKIVE TAIL</p> <p>PAGE 16</p>	 <p>BSP</p> <p>J025 - BSPP FEMALE 90° COMPACT X MS355/MS360 1-PIECE M/S NON-SKIVE TAIL</p> <p>PAGE 16</p>	 <p>BSP</p> <p>J051 - BSPP FEMALE 90° SWEPT X MS355/MS360 1-PIECE M/S NON-SKIVE TAIL</p> <p>PAGE 16</p>	 <p>BSP</p> <p>J060 - BSPP FEMALE 45° SWEPT X MS355/MS360 1-PIECE M/S NON-SKIVE TAIL</p> <p>PAGE 17</p>
---	--	---	---	--	---







JIC

 <p>JIC</p> <p>J005 - JIC FEMALE X MS355/MS360 1-PIECE M/S NON-SKIVE TAIL</p> <p>PAGE 17</p>	 <p>JIC</p> <p>J018 - JIC MALE X MS355/MS360 1-PIECE M/S NON-SKIVE TAIL</p> <p>PAGE 18</p>	 <p>JIC</p> <p>J029 - JIC FEMALE 90° COMPACT X MS355/MS360 1-PIECE M/S NON-SKIVE TAIL</p> <p>PAGE 18</p>	 <p>JIC</p> <p>J055 - JIC FEMALE 90° SWEPT X MS355/MS360 1-PIECE M/S NON-SKIVE TAIL</p> <p>PAGE 18</p>	 <p>JIC</p> <p>J064 - JIC FEMALE 45° SWEPT X MS355/MS360 1-PIECE M/S NON-SKIVE TAIL</p> <p>PAGE 19</p>
--	--	--	--	---

ORFS

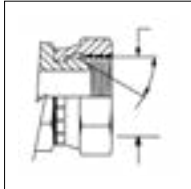
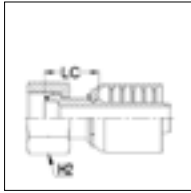
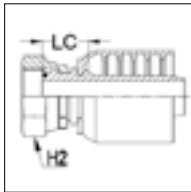
 <p>ORFS</p> <p>J013 - ORFS FEMALE X MS355/MS360 1-PIECE M/S NON-SKIVE TAIL</p> <p>PAGE 19</p>	 <p>ORFS</p> <p>J040 - ORFS MALE X MS355/360 1-PIECE M/S NON-SKIVE TAIL</p> <p>PAGE 19</p>	 <p>ORFS</p> <p>J052 - ORFS FEMALE 90° SWEPT X MS355/MS360 1-PIECE M/S NON-SKIVE TAIL</p> <p>PAGE 20</p>	 <p>ORFS</p> <p>J063 - ORFS FEMALE 45° SWEPT X MS355/MS360 1-PIECE M/S NON-SKIVE TAIL</p> <p>PAGE 20</p>
---	---	---	---

SAE

 <p>SAE</p> <p>J023 - SAE CODE 61 STRAIGHT FLANGE X MS355/MS360 1-PIECE M/S NON-SKIVE TAIL</p> <p>PAGE 20</p>	 <p>SAE</p> <p>J068 - SAE FLANGE CODE 61 45° SWEPT X MS355/MS360 1-PIECE M/S NON-SKIVE TAIL</p> <p>PAGE 21</p>	 <p>SAE</p> <p>J059 - SAE FLANGE CODE 61 90° SWEPT X MS355/MS360 1-PIECE M/S NON-SKIVE TAIL</p> <p>PAGE 21</p>	 <p>SAE</p> <p>J059L - SAE FLANGE CODE 61 90° SWEPT LONG X MS355/MS360 1-PIECE M/S NON-SKIVE TAIL</p> <p>PAGE 21</p>	 <p>SAE</p> <p>J022 - SAE CODE 62 STRAIGHT FLANGE X MS355/MS360 1-PIECE M/S NON-SKIVE TAIL</p> <p>PAGE 22</p>	 <p>SAE</p> <p>J062 - SAE FLANGE CODE 62 45° SWEPT X MS355/MS360 1-PIECE M/S NON-SKIVE TAIL</p> <p>PAGE 22</p>	 <p>SAE</p> <p>J061 - SAE FLANGE CODE 62 90° SWEPT X MS355/MS360 1-PIECE M/S NON-SKIVE TAIL</p> <p>PAGE 22</p>
---	--	--	--	--	--	--

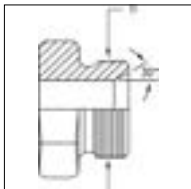
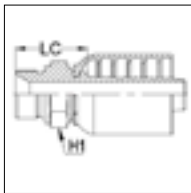
<p>SAE</p> <p>J061L - SAE FLANGE CODE 62 90° SWEPT LONG X MS355/MS360 1-PIECE M/S NON-SKIVE TAIL</p> <p>PAGE 23</p>
--

J001 - BSPP FEMALE X MS355/MS360 1-PIECE M/S NON-SKIVE TAIL



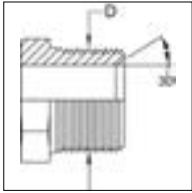
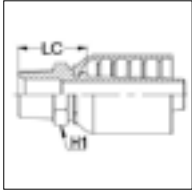
THREAD & TERMINATION INFORMATION					HOSETAIL INFO	TECHNICAL DATA	
CODE	THREAD TYPE / FITTING TYPE	NOMINAL THREAD SIZE & PITCH	NOMINAL PIPE SIZE	'D' THREAD PHYSICAL OD/ID	TAIL SIZE	LC	H2
				(mm)	(to suit hose I.D)	(mm)	(mm)
J001-0606	BSPP FEMALE	3/8" - 19	3/8"	14.96	3/8"	23.5	22
J001-0806	BSPP FEMALE	1/2" - 14	1/2"	18.65	3/8"	24.5	27
J001-0808	BSPP FEMALE	1/2" - 14	1/2"	18.65	1/2"	24.4	27
J001-1008	BSPP FEMALE	5/8" - 14	5/8" *	20.6	1/2"	27.6	27
J001-1010	BSPP FEMALE	5/8" - 14	5/8" *	20.6	5/8"	17.7	27
J001-1208	BSPP FEMALE	3/4" - 14	3/4"	24.13	1/2"	28.1	32
J001-1210	BSPP FEMALE	3/4" - 14	3/4"	24.13	5/8"	28.6	32
J001-1212	BSPP FEMALE	3/4" - 14	3/4"	24.13	3/4"	26.9	36
J001-1612	BSPP FEMALE	1" - 11	1"	30.3	3/4"	29.1	41
J001-1616	BSPP FEMALE	1" - 11	1"	30.3	1"	31.6	41
J001-2016	BSPP FEMALE	1.1/4" - 11	1 1/4"	38.97	1"	34.8	50
J001-2020	BSPP FEMALE	1.1/4" - 11	1 1/4"	38.97	1 1/4"	36.8	50
J001-2420	BSPP FEMALE	1.1/2" - 11	1 1/2"	44.86	1 1/4"	38.3	55
J001-2424	BSPP FEMALE	1 1/2" - 11	1 1/2"	44.86	1 1/2"	36.5	55
J001-3232	BSPP FEMALE	2" - 11	2"	56.67	2"	36.5	70

J012 - BSPP PARALLEL MALE X MS355/MS360 1-PIECE M/S NON-SKIVE TAIL



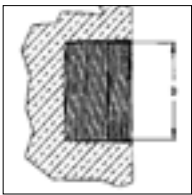
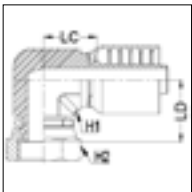
THREAD & TERMINATION INFORMATION					HOSETAIL INFO	TECHNICAL DATA	
CODE	THREAD TYPE / FITTING TYPE	NOMINAL THREAD SIZE & PITCH	NOMINAL PIPE SIZE	'D' THREAD PHYSICAL OD/ID	TAIL SIZE	LC	H1
				(mm)	(to suit hose I.D)	(mm)	(mm)
J012-0606	BSPP MALE	3/8" - 19	3/8"	16.67	3/8"	28.0	22
J012-0608	BSPP MALE	3/8" - 19	3/8"	16.67	1/2"	27.8	22
J012-0806	BSPP MALE	1/2" - 14	1/2"	20.96	3/8"	31.5	27
J012-0808	BSPP MALE	1/2" - 14	1/2"	20.96	1/2"	31.3	27
J012-1008	BSPP MALE	5/8" - 14	5/8" *	22.91	1/2"	35.3	30
J012-1010	BSPP MALE	5/8" - 14	5/8" *	22.91	5/8"	35.7	30
J012-1208	BSPP MALE	3/4" - 14	3/4"	26.45	1/2"	35.3	32
J012-1210	BSPP MALE	3/4" - 14	3/4"	26.45	5/8"	35.7	32
J012-1212	BSPP MALE	3/4" - 14	3/4"	26.45	3/4"	38.3	32
J012-1612	BSPP MALE	1" - 11	1"	33.25	3/4"	43.3	41
J012-1616	BSPP MALE	1" - 11	1"	33.25	1"	45.8	41
J012-2016	BSPP MALE	1.1/4" - 11	1 1/4"	41.91	1"	49.8	50
J012-2020	BSPP MALE	1.1/4" - 11	1 1/4"	41.91	1 1/4"	51.5	50
J012-2420	BSPP MALE	1.1/2" - 11	1 1/2"	47.81	1 1/4"	55.7	55

J015 - BSPT TAPER MALE X MS355/MS360 1-PIECE M/S NON-SKIVE TAIL



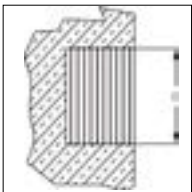
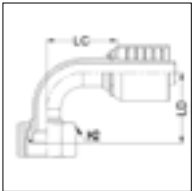
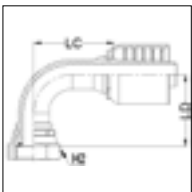
THREAD & TERMINATION INFORMATION					HOSETAIL INFO	TECHNICAL DATA	
CODE	THREAD TYPE / FITTING TYPE	NOMINAL THREAD SIZE & PITCH	NOMINAL PIPE SIZE	'D' THREAD PHYSICAL OD/ID	TAIL SIZE	LC	H1
				(mm)	(to suit hose I.D.)	(mm)	(mm)
J015-0606	BSPT MALE	3/8" - 19	3/8"	16.67	3/8"	28.5	19
J015-0806	BSPT MALE	1/2" - 14	1/2"	20.96	3/8"	33.5	22
J015-0808	BSPT MALE	1/2" - 14	1/2"	20.96	1/2"	33.3	22
J015-1210	BSPT MALE	3/4" - 14	3/4"	26.45	5/8"	34.7	27
J015-1212	BSPT MALE	3/4" - 14	3/4"	26.45	3/4"	37.3	27
J015-1612	BSPT MALE	1" - 11	1"	33.25	3/4"	46.8	36
J015-1616	BSPT MALE	1" - 11	1"	33.25	1"	49.3	36
J015-2020	BSPT MALE	1 1/4" - 11	1 1/4"	41.91	1 1/4"	54.0	46

J025 - BSPP FEMALE 90° COMPACT X MS355/MS360 1-PIECE M/S NON-SKIVE TAIL



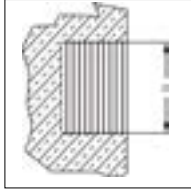
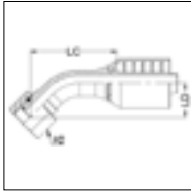
THREAD & TERMINATION INFORMATION					HOSETAIL INFO	TECHNICAL DATA			
CODE	THREAD TYPE / FITTING TYPE	NOMINAL THREAD SIZE & PITCH	NOMINAL PIPE SIZE	THREAD PHYSICAL OD/ID	TAIL SIZE	LC	H1	H2	LD
				(mm)	(To suit hose I.D.)	(mm)	(mm)	(mm)	(mm)
J025-0808	BSPP FEMALE	1/2" - 14	1/2"	18.65	1/2"	22	18	27	29
J025-1212	BSPP FEMALE	3/4" - 14	3/4"	24.13	3/4"	28	21	32	35
J025-1616	BSPP FEMALE	1" - 11	1"	30.3	1"	40	31	38	40

J051 - BSPP FEMALE 90° SWEPT X MS355/MS360 1-PIECE M/S NON-SKIVE TAIL



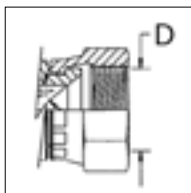
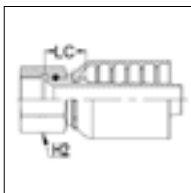
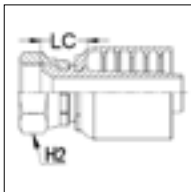
THREAD & TERMINATION INFORMATION					HOSETAIL INFO	TECHNICAL DATA		
CODE	THREAD TYPE / FITTING TYPE	NOMINAL THREAD SIZE & PITCH	NOMINAL PIPE SIZE	'D' THREAD PHYSICAL OD/ID	TAIL SIZE	LC	H2	LD
				(mm)	(to suit hose I.D.)	(mm)	(mm)	(mm)
J051-0606	BSPP FEMALE	3/8" - 19	3/8"	14.96	3/8"	33.2	22	36
J051-0806	BSPP FEMALE	1/2" - 14	1/2"	18.65	3/8"	33.2	27	35.5
J051-0808	BSPP FEMALE	1/2" - 14	1/2"	18.65	1/2"	42.5	27	43
J051-1008	BSPP FEMALE	5/8" - 14	5/8" *	20.6	1/2"	42.8	27	45.5
J051-1010	BSPP FEMALE	5/8" - 14	5/8" *	20.6	5/8"	49.6	27	46.5
J051-1208	BSPP FEMALE	3/4" - 14	3/4"	24.13	1/2"	43	32	43.4
J051-1210	BSPP FEMALE	3/4" - 14	3/4"	24.13	5/8"	50.9	32	49.4
J051-1212	BSPP FEMALE	3/4" - 14	3/4"	24.13	3/4"	62.4	32	62.3
J051-1612	BSPP FEMALE	1" - 11	1"	30.3	3/4"	62.4	38	64.5
J051-1616	BSPP FEMALE	1" - 11	1"	30.3	1"	75.4	38	71.5
J051-2016	BSPP FEMALE	1 1/4" - 11	1 1/4"	38.97	1"	75.4	50	77
J051-2020	BSPP FEMALE	1 1/4" - 11	1 1/4"	38.97	1 1/4"	91.1	50	89
J051-2420	BSPP FEMALE	1 1/2" - 11	1 1/2"	44.86	1 1/4"	91.1	55	92.8
J051-2424	BSPP FEMALE	1 1/2" - 11	1 1/2"	44.86	1 1/2"	113.6	55	110.8

J060 - BSPP FEMALE 45° SWEPT X MS355/MS360 1-PIECE M/S NON-SKIVE TAIL



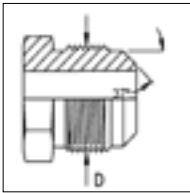
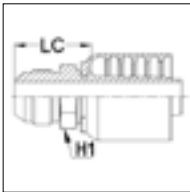
THREAD & TERMINATION INFORMATION					HOSETAIL INFO	TECHNICAL DATA		
CODE	THREAD TYPE / FITTING TYPE	NOMINAL THREAD SIZE & PITCH	NOMINAL PIPE SIZE	'D' THREAD PHYSICAL OD/ID	TAIL SIZE	LC	H2	LD
				(mm)	(to suit hose I.D)	(mm)	(mm)	(mm)
J060-0606	BSPP FEMALE	3/8" - 19	3/8"	14.96	3/8"	44.7	22	19.7
J060-0806	BSPP FEMALE	1/2" - 14	1/2"	18.65	3/8"	44.3	27	19.4
J060-0808	BSPP FEMALE	1/2" - 14	1/2"	18.65	1/2"	50.4	27	21.1
J060-1008	BSPP FEMALE	5/8" - 14	5/8" *	20.6	1/2"	52.5	27	22.9
J060-1010	BSPP FEMALE	5/8" - 14	5/8" *	20.6	5/8"	54	27	21.1
J060-1208	BSPP FEMALE	3/4" - 14	3/4"	24.13	1/2"	51.2	32	21.4
J060-1210	BSPP FEMALE	3/4" - 14	3/4"	24.13	5/8"	57.3	32	23.1
J060-1212	BSPP FEMALE	3/4" - 14	3/4"	24.13	3/4"	73.5	32	30.4
J060-1612	BSPP FEMALE	1" - 11	1"	30.3	3/4"	75	38	31.9
J060-1616	BSPP FEMALE	1" - 11	1"	30.3	1"	88.3	38	34.8
J060-2016	BSPP FEMALE	1.1/4" - 11	1 1/4"	38.97	1"	91.8	50	38.7
J060-2020	BSPP FEMALE	1.1/4" - 11	1 1/4"	38.97	1 1/4"	104.1	50	42.2
J060-2420	BSPP FEMALE	1.1/2" - 11	1 1/2"	44.86	1 1/4"	106.7	55	44.9

J005 - JIC FEMALE X MS355/MS360 1-PIECE M/S NON-SKIVE TAIL



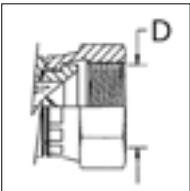
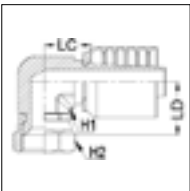
THREAD & TERMINATION INFORMATION					HOSETAIL INFO	TECHNICAL DATA	
CODE	THREAD TYPE / FITTING TYPE	NOMINAL THREAD SIZE & PITCH	NOMINAL PIPE SIZE	'D' THREAD PHYSICAL OD/ID	TAIL SIZE	LC	H2
				(mm)	(to suit hose I.D)	(mm)	(mm)
J005-0906	JIC FEMALE	9/16" - 18	3/8"	13	3/8"	15.5	19
J005-1206	JIC FEMALE	3/4" - 16	1/2"	17.6	3/8"	18.0	25
J005-1208	JIC FEMALE	3/4" - 16	1/2"	17.6	1/2"	17.8	25
J005-1408	JIC FEMALE	7/8" - 14	5/8"	20.5	1/2"	19.7	27
J005-1410	JIC FEMALE	7/8" - 14	5/8"	20.5	5/8"	20.2	27
J005-1708	JIC FEMALE	1 1/16" - 12	3/4"	25	1/2"	20.3	32
J005-1710	JIC FEMALE	1 1/16" - 12	3/4"	25	5/8"	20.7	32
J005-1712	JIC FEMALE	1 1/16" - 12	3/4"	25	3/4"	23.0	36
J005-2112	JIC FEMALE	1 5/16" - 12	1"	31.3	3/4"	24.6	41
J005-2116	JIC FEMALE	1 5/16" - 12	1"	31.3	1"	27.3	41
J005-2616	JIC FEMALE	1 5/8" - 12	1 1/4"	39.2	1"	28.7	50
J005-2620	JIC FEMALE	1 5/8" - 12	1 1/4"	39.2	1 1/4"	31.4	50
J005-3020	JIC FEMALE	1 7/8" - 12	1 1/2"	45.6	1 1/4"	33.9	55
J005-1412	JIC FEMALE	7/8" - 14	5/8"	20.5	3/4"	20.6	27
J005-3024	JIC FEMALE	1 7/8" - 12	1 1/2"	45.6	1 1/2"	32.1	55
J005-4032	JIC FEMALE	2 1/2" - 12	2"	61.5	2"	34.5	70

J018 - JIC MALE X MS355/MS360 1-PIECE M/S NON-SKIVE TAIL



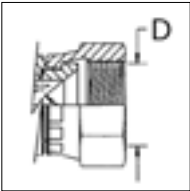
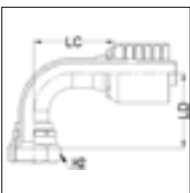
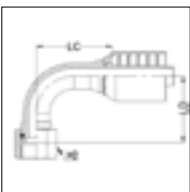
THREAD & TERMINATION INFORMATION					HOSETAIL INFO	TECHNICAL DATA	
CODE	THREAD TYPE / FITTING TYPE	NOMINAL THREAD SIZE & PITCH	NOMINAL PIPE SIZE	'D' THREAD PHYSICAL OD/ID	TAIL SIZE	LC	H1
				(mm)	(to suit hose I.D)	(mm)	(mm)
J018-0906	JIC MALE	9/16" - 18	3/8"	14.25	3/8"	26.5	17
J018-1206	JIC MALE	3/4" - 16	1/2"	19	3/8"	30.0	19
J018-1208	JIC MALE	3/4" - 16	1/2"	19	1/2"	29.8	19
J018-1408	JIC MALE	7/8" - 14	5/8"	22.17	1/2"	33.8	24
J018-1410	JIC MALE	7/8" - 14	5/8"	22.17	5/8"	34.2	24
J018-1708	JIC MALE	1 1/16" - 12	3/4"	26.95	1/2"	36.3	27
J018-1710	JIC MALE	1 1/16" - 12	3/4"	26.95	5/8"	36.7	27
J018-1712	JIC MALE	1 1/16" - 12	3/4"	26.95	3/4"	41.3	30
J018-2112	JIC MALE	1 5/16" - 12	1"	33.3	3/4"	44.3	38
J018-2116	JIC MALE	1 5/16" - 12	1"	33.3	1"	46.8	38
J018-2616	JIC MALE	1 5/8" - 12	1 1/4"	41.22	1"	50.3	46
J018-2620	JIC MALE	1 5/8" - 12	1 1/4"	41.22	1 1/4"	52.0	46
J018-3020	JIC MALE	1 7/8" - 12	1 1/2"	47.57	1 1/4"	56.0	50

J029 - JIC FEMALE 90° COMPACT X MS355/MS360 1-PIECE M/S NON-SKIVE TAIL



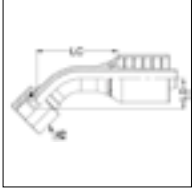
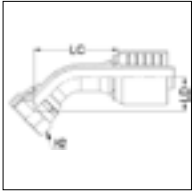
THREAD & TERMINATION INFORMATION					HOSETAIL INFO	TECHNICAL DATA			
CODE	THREAD TYPE / FITTING TYPE	NOMINAL THREAD SIZE & PITCH	NOMINAL PIPE SIZE	'D' THREAD PHYSICAL OD/ID	TAIL SIZE	H1	H2	LC	LD
				(mm)	(to suit hose I.D)	(mm)	(mm)	(mm)	(mm)
J029-1208	JIC FEMALE	3/4" - 16	1/2"	17.6	1/2"	18.5	25	22	23.78
J029-1408	JIC FEMALE	7/8" - 14	5/8"	20.5	1/2"	18.5	27	24.5	25.8
J029-1712	JIC FEMALE	1 1/16" - 12	3/4"	25	3/4"	27	32	25.3	26.9

J055 - JIC FEMALE 90° SWEPT X MS355/MS360 1-PIECE M/S NON-SKIVE TAIL



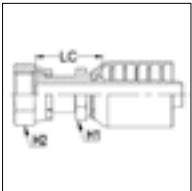
THREAD & TERMINATION INFORMATION					HOSETAIL INFO	TECHNICAL DATA		
CODE	THREAD TYPE / FITTING TYPE	NOMINAL THREAD SIZE & PITCH	NOMINAL PIPE SIZE	'D' THREAD PHYSICAL OD/ID	TAIL SIZE	LC	H2	LD
				(mm)	(to suit hose I.D)	(mm)	(mm)	(mm)
J055-0906	JIC FEMALE	9/16" - 18	3/8"	13	3/8"	31.9	19	31
J055-1206	JIC FEMALE	3/4" - 16	1/2"	17.6	3/8"	31.9	25	34.5
J055-1208	JIC FEMALE	3/4" - 16	1/2"	17.6	1/2"	35.8	25	39.5
J055-1408	JIC FEMALE	7/8" - 14	5/8"	20.5	1/2"	35.8	27	40.5
J055-1410	JIC FEMALE	7/8" - 14	5/8"	20.5	5/8"	49.4	27	48.5
J055-1708	JIC FEMALE	1 1/16" - 12	3/4"	25	1/2"	35.8	32	43
J055-1710	JIC FEMALE	1 1/16" - 12	3/4"	25	5/8"	49.4	32	54
J055-1712	JIC FEMALE	1 1/16" - 12	3/4"	25	3/4"	62.4	36	58.7
J055-2112	JIC FEMALE	1 5/16" - 12	1"	31.3	3/4"			54.5
J055-2116	JIC FEMALE	1 5/16" - 12	1"	31.3	1"	77.7	41	67.5
J055-2620	JIC FEMALE	1 5/8" - 12	1 1/4"	39.2	1 1/4"	91.2	50	84.1
J055-3024	JIC FEMALE	1 7/8"	1 1/2"	45.6	1 1/2"	116.6	55	106.4

J064 - JIC FEMALE 45° SWEEP X MS355/MS360 1-PIECE M/S NON-SKIVE TAIL



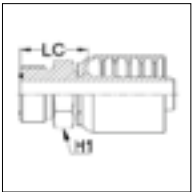
THREAD & TERMINATION INFORMATION					HOSETAIL INFO	TECHNICAL DATA		
CODE	THREAD TYPE / FITTING TYPE	NOMINAL THREAD SIZE & PITCH	NOMINAL PIPE SIZE	'D' THREAD PHYSICAL OD/ID	TAIL SIZE	LC	H2	LD
				(mm)	(to suit hose I.D)	(mm)	(mm)	(mm)
J064-0906	JIC FEMALE	9/16" - 18	3/8"	13	3/8"	39.9	19	16.2
J064-1206	JIC FEMALE	3/4" - 16	1/2"	17.6	3/8"	42.4	25	18.6
J064-1208	JIC FEMALE	3/4" - 16	1/2"	17.6	1/2"	46.7	25	20.9
J064-1408	JIC FEMALE	7/8" - 14	5/8"	20.5	1/2"	47.4	27	21.6
J064-1410	JIC FEMALE	7/8" - 14	5/8"	20.5	5/8"	58.7	27	23.9
J064-1708	JIC FEMALE	1 1/16" - 12	3/4"	25	1/2"	49.2	32	23.4
J064-1710	JIC FEMALE	1 1/16" - 12	3/4"	25	5/8"	60.5	32	25.7
J064-1712	JIC FEMALE	1 1/16" - 12	3/4"	25	3/4"	70.9	36	27.8
J064-2116	JIC FEMALE	1 5/16" - 12	1"	31.3	1"	85.8	41	31.2
J064-2620	JIC FEMALE	1 5/8" - 12	1 1/4"	39.2	1 1/4"	99.9	50	38.8

J013 - ORFS FEMALE X MS355/MS360 1-PIECE M/S NON-SKIVE TAIL



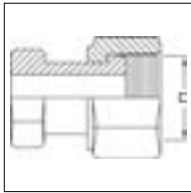
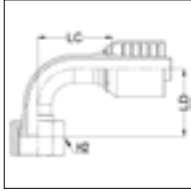
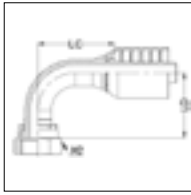
THREAD & TERMINATION INFORMATION					HOSETAIL INFO	TECHNICAL DATA		
CODE	THREAD TYPE / FITTING TYPE	NOMINAL THREAD SIZE & PITCH	NOMINAL PIPE SIZE	'D' THREAD PHYSICAL OD/ID	TAIL SIZE	LC	H1	H2
				(mm)	(to suit hose I.D)	(mm)	(mm)	(mm)
J013-1106	ORFS FEMALE	11/16" - 16	3/8"	16	3/8"	30.5	17	22
J013-1306	ORFS FEMALE	13/16" - 16	1/2"	19.05	3/8"	35.5	22	24
J013-1308	ORFS FEMALE	13/16" - 16	1/2"	19.05	1/2"	35.3	22	24
J013-1608	ORFS FEMALE	1" - 14	5/8"	23.62	1/2"	38.8	24	30
J013-1610	ORFS FEMALE	1" - 14	5/8"	23.62	5/8"	39.2	24	30
J013-1612	ORFS FEMALE	1" - 14	5/8"	23.62	3/4"	41.8	27	30
J013-1908	ORFS FEMALE	1 3/16" - 12	3/4"	44.3	1/2"	41.5	30	36
J013-1910	ORFS FEMALE	1.3/16" - 12	3/4"	28.19	5/8"	41.7	30	36
J013-1912	ORFS FEMALE	1.3/16" - 12	3/4"	28.19	3/4"	44.3	30	36
J013-2312	ORFS FEMALE	1.7/16" - 12	1"	34.54	3/4"	50.3	36	41
J013-2316	ORFS FEMALE	1.7/16" - 12	1"	34.54	1"	52.8	38	41
J013-2716	ORFS FEMALE	1.11/16" - 12	1.1/4"	40.89	1"	53.8	41	50
J013-2720	ORFS FEMALE	1.11/16" - 12	1.1/4"	40.89	1 1/4"	56.5	46	50

J040 - ORFS MALE X MS355/360 1-PIECE M/S NON-SKIVE TAIL



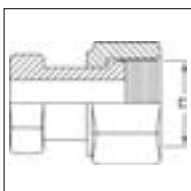
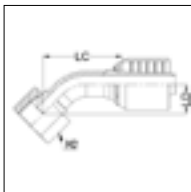
THREAD & TERMINATION INFORMATION							
CODE	THREAD TYPE / FITTING TYPE	NOMINAL THREAD SIZE	NOMINAL PIPE SIZE	PHYSICAL	TAIL SIZE	LC	H1
J040-1308	ORFS MALE	13/16" - 16	1/2"	20.82	1/2"	26.3	22
J040-1912	ORFS MALE	1 3/16" - 12	3/4"	30.22	3/4"	34.1	32
J040-2316	ORFS MALE	1 7/16" - 12	1"	36.57	1"	38.3	38

J052 - ORFS FEMALE 90° SWEEP X MS355/MS360 1-PIECE M/S NON-SKIVE TAIL



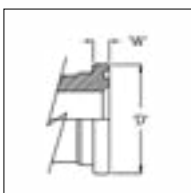
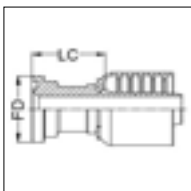
THREAD & TERMINATION INFORMATION					HOSETAIL INFO	TECHNICAL DATA		
CODE	THREAD TYPE / FITTING TYPE	NOMINAL THREAD SIZE & PITCH	NOMINAL PIPE SIZE	'D' THREAD PHYSICAL OD/ID	TAIL SIZE	LC	H2	LD
				(mm)	(to suit hose I.D.)	(mm)	(mm)	(mm)
J052-1106	ORFS FEMALE	11/16 - 16	3/8"	16	3/8"	33.3	22	30
J052-1306	ORFS FEMALE	13/16 - 16	1/2"	19.05	3/8"	33.3	24	31
J052-1308	ORFS FEMALE	13/16 - 16	1/2"	19.05	1/2"	35.8	24	38.5
J052-1608	ORFS FEMALE	1 - 14	5/8"	23.62	1/2"	37.8	30	41.5
J052-1610	ORFS FEMALE	1 - 14	5/8"	23.62	5/8"	50.6	30	47.5
J052-1910	ORFS FEMALE	1.3/16 - 12	3/4"	28.19	5/8"	56.6	36	49
J052-1912	ORFS FEMALE	1.3/16 - 12	3/4"	28.19	3/4"	62.4	36	50.5
J052-2312	ORFS FEMALE	1.7/16 - 12	1"	34.54	3/4"	62.4	41	N/A
J052-2316	ORFS FEMALE	1.7/16 - 12	1"	34.54	1"	77.7	41	64

J063 - ORFS FEMALE 45° SWEEP X MS355/MS360 1-PIECE M/S NON-SKIVE TAIL



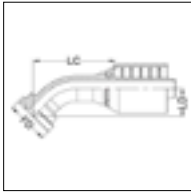
THREAD & TERMINATION INFORMATION					HOSETAIL INFO	TECHNICAL DATA		
CODE	THREAD TYPE / FITTING TYPE	NOMINAL THREAD SIZE & PITCH	NOMINAL PIPE SIZE	'D' THREAD PHYSICAL OD/ID	TAIL SIZE	LC	H2	LD
				(mm)	(to suit hose I.D.)	(mm)	(mm)	(mm)
J063-1106	ORFS FEMALE	11/16 - 16	3/8"	16	3/8"	40.5	22	15.5
J063-1306	ORFS FEMALE	13/16 - 16	1/2"	19.05	3/8"	41.2	24	16.2
J063-1308	ORFS FEMALE	13/16 - 16	1/2"	19.05	1/2"	45.7	24	17.9
J063-1608	ORFS FEMALE	1 - 14	5/8"	23.62	1/2"	49.8	30	20
J063-1610	ORFS FEMALE	1 - 14	5/8"	23.62	5/8"	55.9	30	21.8
J063-1910	ORFS FEMALE	1.3/16 - 12	3/4"	28.19	5/8"	65.4	36	24.5
J063-1912	ORFS FEMALE	1.3/16 - 12	3/4"	28.19	3/4"	69.3	36	26.3
J063-2312	ORFS FEMALE	1.7/16 - 12	1"	34.54	3/4"	69.7	41	26.6
J063-2316	ORFS FEMALE	1.7/16 - 12	1"	34.54	1"	82.6	41	29.5

J023 - SAE CODE 61 STRAIGHT FLANGE X MS355/MS360 1-PIECE M/S NON-SKIVE TAIL



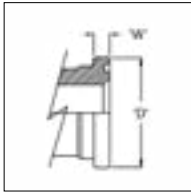
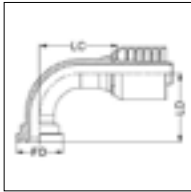
THREAD & TERMINATION INFORMATION					HOSETAIL INFO	TECHNICAL DATA	
CODE	THREAD TYPE / FITTING TYPE	NOMINAL PIPE SIZE	'D' OR 'FD' FLANGE DIAMETER	FLANGE THICKNESS W	TAIL SIZE	LC	FD
			(mm)		(to suit hose I.D.)	(mm)	(mm)
J023-0808	SAE CODE 61 STRAIGHT FLANGE	1/2"	30.18	6.73	1/2"	40.2	30.18
J023-1208	SAE CODE 61 STRAIGHT FLANGE	3/4"	38.1	6.73	1/2"	41.2	38.10
J023-1212	SAE CODE 61 STRAIGHT FLANGE	3/4"	38.1	6.73	3/4"	44.3	38.10
J023-1216	SAE CODE 61 STRAIGHT FLANGE	3/4"	38.1	6.73	1"		38.1
J023-1612	SAE CODE 61 STRAIGHT FLANGE	1"	44.45	8	3/4"	52.3	44.45
J023-1616	SAE CODE 61 STRAIGHT FLANGE	1"	44.45	8	1"	54.8	44.45
J023-2016	SAE CODE 61 STRAIGHT FLANGE	1.1/4"	50.8	8	1"	57.3	50.80
J023-2020	SAE CODE 61 STRAIGHT FLANGE	1.1/4"	50.8	8	1 1/4"	59.0	50.80
J023-2420	SAE CODE 61 STRAIGHT FLANGE	1.1/2"	60.33	8	1 1/4"	62.0	60.33

J068 - SAE FLANGE CODE 61 45° SWEPT X MS355/MS360 1-PIECE M/S NON-SKIVE TAIL



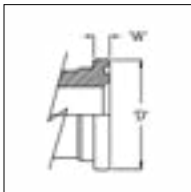
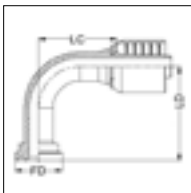
THREAD & TERMINATION INFORMATION					HOSETAIL INFO	TECHNICAL DATA		
CODE	THREAD TYPE / FITTING TYPE	NOMINAL PIPE SIZE	'D' OR 'FD' FLANGE DIAMETER	FLANGE THICKNESS W	TAIL SIZE	LC	FD	LD
			(mm)		(to suit hose I.D)	(mm)	(mm)	(mm)
J068-0808	SAE FLANGE CODE 61	1/2"	30.18	6.73	1/2"	50.0	30.18	21.9
J068-1208	SAE FLANGE CODE 61	3/4"	38.1	6.73	1/2"	50.7	38.10	22.6
J068-1212	SAE FLANGE CODE 61	3/4"	38.1	6.73	3/4"	68.3	38.10	25.2
J068-1612	SAE FLANGE CODE 61	1"	44.45	8	3/4"	68.3	44.45	25.2
J068-1616	SAE FLANGE CODE 61	1"	44.45	8	1"	81.6	44.45	27.3
J068-2016	SAE FLANGE CODE 61	1.1/4"	50.8	8	1"	81.6	50.80	27.3
J068-2020	SAE FLANGE CODE 61	1.1/4"	50.8	8	1 1/4"	98.9	50.80	31.6
J068-2420	SAE FLANGE CODE 61	1.1/2"	60.33	8	1 1/4"	94.9	60.33	33

J059 - SAE FLANGE CODE 61 90° SWEPT X MS355/MS360 1-PIECE M/S NON-SKIVE TAIL



THREAD & TERMINATION INFORMATION					HOSETAIL INFO	TECHNICAL DATA		
CODE	THREAD TYPE / FITTING TYPE	NOMINAL PIPE SIZE	'D' OR 'FD' FLANGE DIAMETER	FLANGE THICKNESS W	TAIL SIZE	LC	FD	LD
			(mm)		(to suit hose I.D)	(mm)	(mm)	(mm)
J059-0808	SAE FLANGE CODE 61	1/2"	30.18	6.73	1/2"	42.2	30.18	45
J059-1208	SAE FLANGE CODE 61	3/4"	38.1	6.73	1/2"	42.2	38.10	46
J059-1212	SAE FLANGE CODE 61	3/4"	38.1	6.73	3/4"	62.4	38.10	55
J059-1612	SAE FLANGE CODE 61	1"	44.45	8	3/4"	62.4	44.45	55
J059-1616	SAE FLANGE CODE 61	1"	44.45	8	1"	77.7	44.45	62
J059-2016	SAE FLANGE CODE 61	1.1/4"	50.8	8	1"	77.7	50.80	62
J059-2020	SAE FLANGE CODE 61	1.1/4"	50.8	8	1 1/4"	91.1	50.80	74
J059-2420	SAE FLANGE CODE 61	1.1/2"	60.33	8	1 1/4"	91.1	60.33	76

J059L - SAE FLANGE CODE 61 90° SWEPT LONG X MS355/MS360 1-PIECE M/S NON-SKIVE TAIL

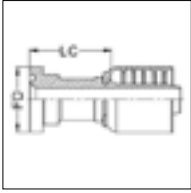


THREAD & TERMINATION INFORMATION					HOSETAIL INFO	TECHNICAL DATA	
CODE	THREAD TYPE/FITTING TYPE	NOM PIPE SIZE	'D' OR 'FD' FLANGE DIAMETER	FLANGE THICKNESS	TAIL SIZE	LC	LD
			(mm)	(mm)	(to suit hose I.D)	(mm)	(mm)
J059-1212L-4	SAE FLANGE CODE 61	3/4"	38.1	6.73	3/4"	62.3	4" (101mm)
J059-1616L-4	SAE FLANGE CODE 62	1"	44.45	8	1"	77.7	4" (101mm)
J059-1616L-6	SAE FLANGE CODE 63	1"	44.45	8	1"	77.7	6" (150mm)



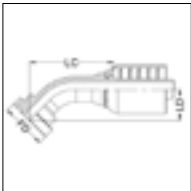
'Cat' or 'Supercat' flanges refer to a flange that conforms to SAE Code 62 in all aspects except the head thickness which is 14.2mm. Code 62 flanges can be adapted to replace 'cat' flanges either with a packer, or by replacing the Flange Clamps with standard Code 62 clamps.

J022 - SAE CODE 62 STRAIGHT FLANGE X MS355/MS360 1-PIECE M/S NON-SKIVE TAIL



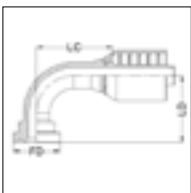
THREAD & TERMINATION INFORMATION					HOSETAIL INFO	TECHNICAL DATA	
CODE	THREAD TYPE / FITTING TYPE	NOMINAL PIPE SIZE	'D' OR 'FD' FLANGE DIAMETER	FLANGE THICKNESS W	TAIL SIZE	LC	FD
			(mm)	(mm)	(to suit hose I.D)	(mm)	(mm)
J022-0808	SAE CODE 62 STRAIGHT FLANGE	1/2"	31.75	7.75	1/2"	46.2	31.75
J022-1208	SAE CODE 62 STRAIGHT FLANGE	3/4"	41.28	8.76	1/2"	51.2	41.28
J022-1212	SAE CODE 62 STRAIGHT FLANGE	3/4"	41.28	8.76	3/4"	54.3	41.28
J022-1612	SAE CODE 62 STRAIGHT FLANGE	1"	47.63	9.53	3/4"	57.3	47.63
J022-1616	SAE CODE 62 STRAIGHT FLANGE	1"	47.63	9.53	1"	59.8	47.63
J022-1620	SAE CODE 62 STRAIGHT FLANGE	1"	47.63	9.53	1 1/4"	61.5	47.63
J022-2016	SAE CODE 62 STRAIGHT FLANGE	1.1/4"	53.98	10.29	1"	66.8	53.98
J022-2020	SAE CODE 62 STRAIGHT FLANGE	1.1/4"	53.98	10.29	1 1/4"	68.5	53.98
J022-2420	SAE CODE 62 STRAIGHT FLANGE	1.1/2"	63.5	12.57	1 1/4"	72.5	63.50
J022-2424	SAE CODE 62 STRAIGHT FLANGE	1 1/2"	63.5	12.57	1 1/2"	78.7	63.5
J022-3232	SAE CODE 62 STRAIGHT FLANGE	2"	79.38	12.57	2"	94	79.38

J062 - SAE FLANGE CODE 62 45° SWEEP X MS355/MS360 1-PIECE M/S NON-SKIVE TAIL



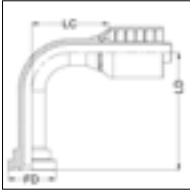
THREAD & TERMINATION INFORMATION					HOSETAIL INFO	TECHNICAL DATA		
CODE	THREAD TYPE / FITTING TYPE	NOMINAL PIPE SIZE	'D' OR 'FD' FLANGE DIAMETER	FLANGE THICKNESS W	TAIL SIZE	LC	FD	LD
			(mm)	(mm)	(to suit hose I.D)	(mm)	(mm)	(mm)
J062-0808	SAE FLANGE CODE 62	1/2"	31.75	7.75	1/2"	50.7	31.75	22.6
J062-1208	SAE FLANGE CODE 62	3/4"	41.28	8.76	1/2"	53.7	41.28	25.4
J062-1212	SAE FLANGE CODE 62	3/4"	41.28	8.76	3/4"	71.1	41.28	28.1
J062-1612	SAE FLANGE CODE 62	1"	47.63	9.53	3/4"	73.3	47.63	30.2
J062-1616	SAE FLANGE CODE 62	1"	47.63	9.53	1"	86.5	47.63	32.2
J062-2016	SAE FLANGE CODE 62	1.1/4"	53.98	10.29	1"	89.4	53.98	35.1
J062-2020	SAE FLANGE CODE 62	1.1/4"	53.98	10.29	1 1/4"	101.2	53.98	39.4
J062-2424	SAE FLANGE CODE 62	1.1/2"	63.5	12.57	1 1/2"	123.9	63.5	49

J061 - SAE FLANGE CODE 62 90° SWEEP X MS355/MS360 1-PIECE M/S NON-SKIVE TAIL



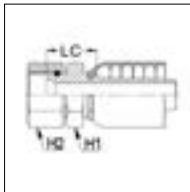
THREAD & TERMINATION INFORMATION					HOSETAIL INFO	TECHNICAL DATA		
CODE	THREAD TYPE / FITTING TYPE	NOMINAL PIPE SIZE	'D' OR 'FD' FLANGE DIAMETER	FLANGE THICKNESS W	TAIL SIZE	LC	FD	LD
			(mm)	(mm)	(to suit hose I.D)	(mm)	(mm)	(mm)
J061-0808	SAE FLANGE CODE 62	1/2"	31.75	7.75	1/2"	42.2	31.75	46
J061-1208	SAE FLANGE CODE 62	3/4"	41.28	8.76	1/2"	42.2	41.28	50
J061-1212	SAE FLANGE CODE 62	3/4"	41.28	8.76	3/4"	62.4	41.28	59
J061-1216	SAE FLANGE CODE 62	3/4"	41.28	8.76	1	60.2	41.28	62
J061-1612	SAE FLANGE CODE 62	1"	47.63	9.53	3/4"	62.4	47.63	62
J061-1616	SAE FLANGE CODE 62	1"	47.63	9.53	1"	77.7	47.63	69
J061-2016	SAE FLANGE CODE 62	1.1/4"	53.98	10.29	1"	77.7	53.98	73
J061-2020	SAE FLANGE CODE 62	1.1/4"	53.98	10.29	1 1/4"	91.1	53.98	85
J061-2420	SAE FLANGE CODE 62	1.1/2"	63.5	12.57	1 1/4"	91.1	63.50	90
J061-2424	SAE FLANGE CODE 62	1 1/2"	63.5	12.57	1 1/2"	111.1	63.50	100
J061-3232	SAE FLANGE CODE 62	2"	79.39	12.57	2"	138.4	79.39	130

J061L - SAE FLANGE CODE 62 90° SWEEP LONG X MS355/MS360 1-PIECE M/S NON-SKIVE TAIL



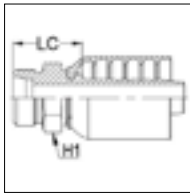
THREAD & TERMINATION INFORMATION					HOSETAIL INFO	TECHNICAL DATA	
CODE	THREAD TYPE/FITTING TYPE	NOM PIPE SIZE	'D' OR 'FD' FLANGE DIAMETER	FLANGE THICKNESS	TAIL SIZE	LC	LD
			(mm)	(mm)	(to suit hose I.D)	(mm)	(mm)
J061-1616L	SAE FLANGE CODE 62	1"	47.63	9.53	1"	77.7	6" (150mm)
J061-2016L	SAE FLANGE CODE 63	1 1/4"	53.98	10.29	1"	77.7	6" (150mm)
J061-2020L	SAE FLANGE CODE 64	1 1/4"	53.98	10.29	1 1/4"	91.1	6" (150mm)

J027 - JIS (BSP INVERTED FLARE) FEMALE X MS355/360 1-PIECE M/S NON-SKIVE TAIL



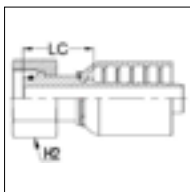
THREAD & TERMINATION INFORMATION					HOSETAIL INFO	TECHNICAL DATA	
CODE	THREAD TYPE/FITTING TYPE	NOMINAL THREAD SIZE	NOMINAL PIPE SIZE	PHYSICAL	TAIL SIZE	LC	H1
					(to suit hose I.D)	(mm)	(mm)
J027-1616	JIS (BSP INVERTED) FEMALE	1"	1"	30.3	1"		

J078 - DKOS METRIC MALE HEAVY X MS355/360 M/S NON-SKIVE TAIL



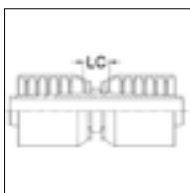
THREAD & TERMINATION INFORMATION					HOSETAIL INFO	TECHNICAL DATA	
CODE	THREAD TYPE/FITTING TYPE	NOMINAL THREAD SIZE & PITCH	'D2' TUBE SIZE	'D1' THREAD PHYSICAL OD/ID	TAIL SIZE	LC	H2
					(to suit hose I.D)	(mm)	(mm)
J078-3012	DKOS MALE METRIC HEAVY	M30 x 2.0	20	28	3/4	31.1	32
J078-3612	DKOS MALE METRIC HEAVY	M36 x 2.0	25	34	3/4	39.3	36
J078-4216	DKOS MALE METRIC HEAVY	M42 x 2.0	30	40	1	45.8	46
J078-5220	DKOS MALE METRIC HEAVY	M52 x 2.0	38	50	1-1/4	51.5	55

J079 - DKOS METRIC FEMALE HEAVY X MS355/360 M/S NON-SKIVE TAIL



THREAD & TERMINATION INFORMATION					HOSETAIL INFO	TECHNICAL DATA	
CODE	THREAD TYPE/FITTING TYPE	NOMINAL THREAD SIZE & PITCH	'D2' TUBE SIZE	'D1' THREAD PHYSICAL OD/ID	TAIL SIZE	LC	H2
					(to suit hose I.D)	(mm)	(mm)
J079-3012	DKOS FEMALE METRIC HEAVY	M30 x 2.0	20	30	3/4	31.2	36
J079-3612	DKOS FEMALE METRIC HEAVY	M36 x 2.0	25	36	3/4	41.8	46
J079-4216	DKOS FEMALE METRIC HEAVY	M42 x 2.0	30	42	1	46.5	50
J079-5220	DKOS FEMALE METRIC HEAVY	M52 x 2.0	38	52	1-1/4	51.5	60

J090 - HOSE JOINER X MS355/MS360 1-PIECE M/S NON-SKIVE TAIL



THREAD & TERMINATION INFORMATION		HOSETAIL INFO
CODE	NOMINAL THREAD SIZE & PITCH	TAIL SIZE
		(to suit hose I.D)
J090-0808	1/2"	1/2"
J090-1212	3/4"	3/4"
J090-1616	1"	1"

J096 - LIFESAVER X MS355/MS360 1-PIECE M/S NON-SKIVE TAIL



THREAD & TERMINATION INFORMATION		HOSETAIL INFO
CODE	NOMINAL THREAD SIZE & PITCH	TAIL SIZE
		(to suit hose I.D)
J096-0808	1/2"	1/2"
J096-1212	3/4"	3/4"
J096-1616	1"	1"

BOAhub

In your time, on your device



HYDRAULIC HOSE REPAIR & MAINTENANCE JUST GOT SMARTER

Introducing the BOAhub. Build hoses, order hydraulic hose & fittings online, & accurately manage inventory to assist with asset management.

- Innovative Hose Maker Tool
- Mobile 'Scan to Order' Inventory
- Database of Hose Recipes
- Android, Apple & Web app

boahub.com

Order online in your time, on your preferred device visit www.boahub.com

0800 20 20 20 | sales@boa.co.nz | www.boa.co.nz